



Philadelphia Color Guard Regional

Site:

Council Rock South HS
2002 Rock Way
Holland, PA 18966

Dimensions: 105' x 65'

Front Side Bleacher Rows: 27 **Seating Capacity:** appx 1200

Approximate Ceiling Height: appx 40 ft

There are no stairs to contend with in the competition area. Body and Equipment warm up areas are located on the second floor.

There is a scoreboard in the center of the gym above the competition floor.

Color guards do not enter the competition area directly from the outdoors.

There is electrical power available at the front and back sideline.

Color guards do not exit the competition area directly to the outdoors.

The hallway near the performance gym will be utilized for prop storage prior to the competition.

There will be a black vinyl tarp measuring appx 75' x 106' covering the wooden gym floor.

The wrestling room across from the performance gym will be utilized to refold floors after the performance.

The distance from body warm up to equipment warm up is approximately 5 minutes.

The distance from equipment warm up to the performance gym is approximately 2 minutes.

Body Warm Up

Atrium Area

Dimensions: 70ft. X 29ft.

Limited obstructions in the area

Music may be used in body warm up at moderate levels to be determined per the contest administrator.

Equipment Warm Up

Auxiliary Gym

Dimensions: 85ft. X 55ft.

Appx Ceiling Height: appx 30 ft.

HVAC duct work hangs at approximately 22ft.

Music may be used in equipment warm up at moderate levels to be determined per the contest administrator.

The above information is being provided to you in order give you the most complete information we currently have on this contest. All information is subject to change either before or during the event by contest personnel based on need.


Prop and Floor Entry

**Minimum Height at Door Jam
82"**

**Minimum Width at Push Bar
62.5"
Center Bar Will be Removed**

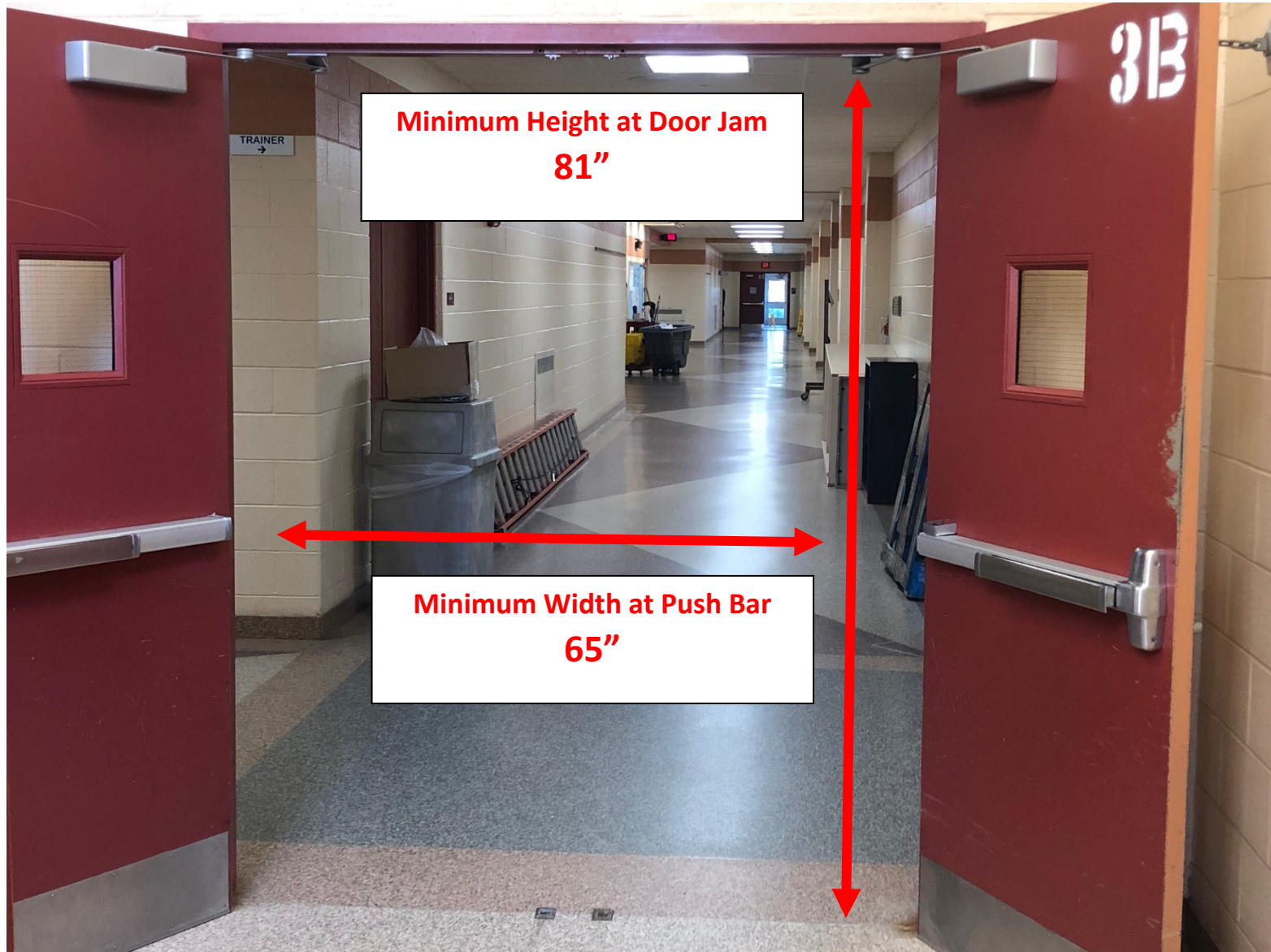


Hallway Immediately after Prop and Floor Entry



**Minimum Width by Railing
60.5"**

Doorway Immediately After Prop Entry



Prop and Floor Entry to Performance Gym



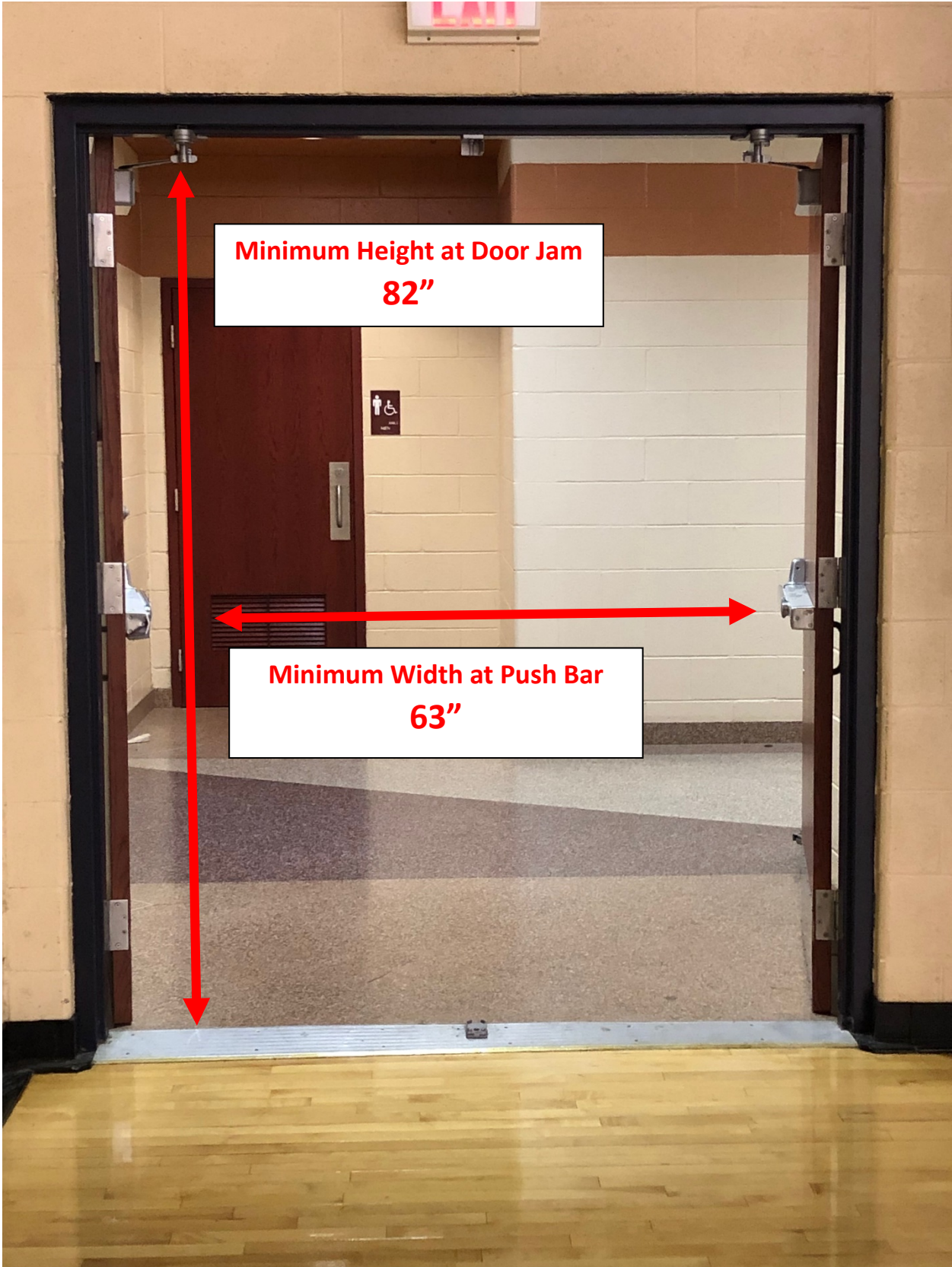
Prop Exit from the Gym




**Minimum Height at Door Jam
80"**

**Minimum Width at Push Bar
60"**

Floor Exit from the Gym



First Prop and Floor Building Exit Doors



**Minimum Height at Door Jam
81.5"**

**Minimum Width at Push Bar
62.5"**

Final Prop and Floor Building Exit Doors



**Minimum Height at Door Jam
81"**

**Minimum Width at Push Bar
62.5"
Center Bar Will be Removed**