



Percussion and Winds World Championships
University of Dayton Arena Site Information
1801 S. Edwin C. Moses Boulevard
Dayton, OH 45417

Parking / Vehicles

- Parking for groups and spectators is abundant. Spectators enter at Parking Gates C or D ONLY. There is no cost for spectator parking. ADA parking can be accessed through Parking Gate C.
- Each performing group will be allotted four (4) parking passes. Buses and trucks do not need a parking pass.
- Performing groups' trucks, buses, and vehicles with parking passes should arrive no earlier than the "Parking Lot Check-In Time" listed on the logistical schedule.
- At the "Alpha Lot Warm-Up Concludes" time listed on the logistical schedule, trucks and buses must be moved to the designated loading area behind the arena, and vehicles with parking passes must be moved to spectator parking.
- Trucks and buses must be moved out of the designated loading area behind the arena 60 minutes after the group's performance concludes.

Dressing Facilities, Restrooms, & First Aid

- There are no dressing facilities available. Please arrive at the arena in competitive attire.
- Portable restrooms are available in the Alpha Warm-Up Lot. Permanent restrooms are available inside the arena.
- First Aid is available at the top of the tunnel and the bottom of the tunnel (back hallway near group staging).

General Group Logistics

- Warm-ups will be conducted in the Alpha Warm-Up Lot. There are two tents (A/B) outside the entrance to the tunnel that may be utilized. Please see the logistical schedule for your group's tent times. Please have a plan and supplies ready in the event that you will need to unload, load, and/or transition in the rain.
- Groups are not permitted to run power from any building power access. Please plan to use generators should you want power in unloading, warm up, and/or loading. Generators are NOT permitted inside the building.

- Please report to the top of the tunnel no earlier than your “Arrive at the Top of the Tunnel” time listed on the logistical schedule.
- Groups may utilize both the hallway tunnel and curtain tunnel when staging their group before their performance. Please reference the dimensions of each tunnel in this packet.
- Anyone who is entering the arena with a performing group must have a valid badge or wristband. If there is a person entering with a performing group who has a valid spectator ticket, they must have their ticket scanned and the appropriate wristband on prior to entering the arena. Failure to secure a wristband prior to entering the arena will prohibit their entrance to the arena with the performing group.

Competition Area

- The competition area floor is concrete and covered with black tarp.
- An 11’ tall black drape will adorn the back wall of the competition area. Groups will not be permitted to assemble props that are larger than 10’ tall until they enter the competition area.
- The competition area is 72’ x 106’. Please see the competition area layout for more details.
- WGI will provide two 20 amp dedicated circuits on the front and back sidelines for performing groups.
- **For Percussion/Winds - NEW THIS YEAR:**
 - Floor crew seating has been moved to Section 113, Rows B and C, Seats 4-16. There are 26 seats available.
 - Anyone involved with your group exiting the floor should plan to sit in this section.
 - Staff members who choose to watch the performance from the Staff Viewing Area should not be crucial in time-sensitive elements of your group getting off the floor. Do not run down the stairs.

UD Arena Entry Procedures

- Box Office, concession stands, and the UD team store are now **100% cashless**. They will accept all major credit cards, debit cards, Apple Pay, and Google Pay.
- All persons will walk through a metal detector or be screened with a handheld metal detector, to search for prohibited items any time they enter or re-enter the building. **Please allow extra time** for your arrival to the arena to account for this process.
- No equipment will be allowed in the main spectator arena entrances. Equipment may only enter the building through the designated performance entrance at the top of the tunnel. **Flag bags, equipment bags, and cymbal bags are not permitted through the spectator entrance.**
- All bags are subject to search. **No backpacks are permitted in the spectator entrances.** We ask you to please limit the number of bags/purses/small backpacks being brought into the arena. Personal bags may be allowed after a thorough inspection. Bags larger than 16” x 16” x 8” are not permitted except for diaper bags and medical equipment which are subject to inspection at any time.
- **Prohibited Items:** Including, but not limited to, firearms, weapons of any kind, outside food and drink, strollers, signs larger than 8.5” x 11”, tripods, balloons, animals (with the exception of service animals), camera lenses longer than eight (8) inches, laser points, and noisemakers.
- All tickets are mobile delivery and must be scanned to obtain a wristband prior to entering the arena.

- **Avoid the line! World Class Finals** tickets may be scanned at any time during the day on Saturday in the Connor Lobby or starting at 3:30 PM at the white tents outside of the North, East, and South entrances to receive wristbands for entry.
- Tickets may NOT be scanned at the tunnel entrance.

Safety and Weather Communications

- In the event of inclement weather and/or other safety concerns, information will be sent to the groups from WGI via CompetitionSuite. Please be prepared to disseminate the information to your group, staff, volunteers, etc.
- Tents are **not** suitable for sheltering in the event of inclement weather.

Percussion and Winds World Championships

University of Dayton Arena

Group Parking Map



PERFORMING GROUPS:
Performing groups' trucks, buses, and vehicles with parking passes should arrive at Gate A at group's "Parking Lot Check-In" time (see Logistical Schedule). Unload in group's assigned Lot Area. At the "Alpha Lot Warm-Up Concludes" time listed on the logistical schedule, trucks and buses must be moved to the designated loading area behind the arena and vehicles with parking passes must be moved to spectator parking. Trucks and buses must be moved out of the designated loading area behind the arena 60 minutes after the group's performance concludes.

SPECTATOR PARKING: Gates C & D

ADA PARKING: Gate C

VENDOR PARKING: Gate B
Pass Required

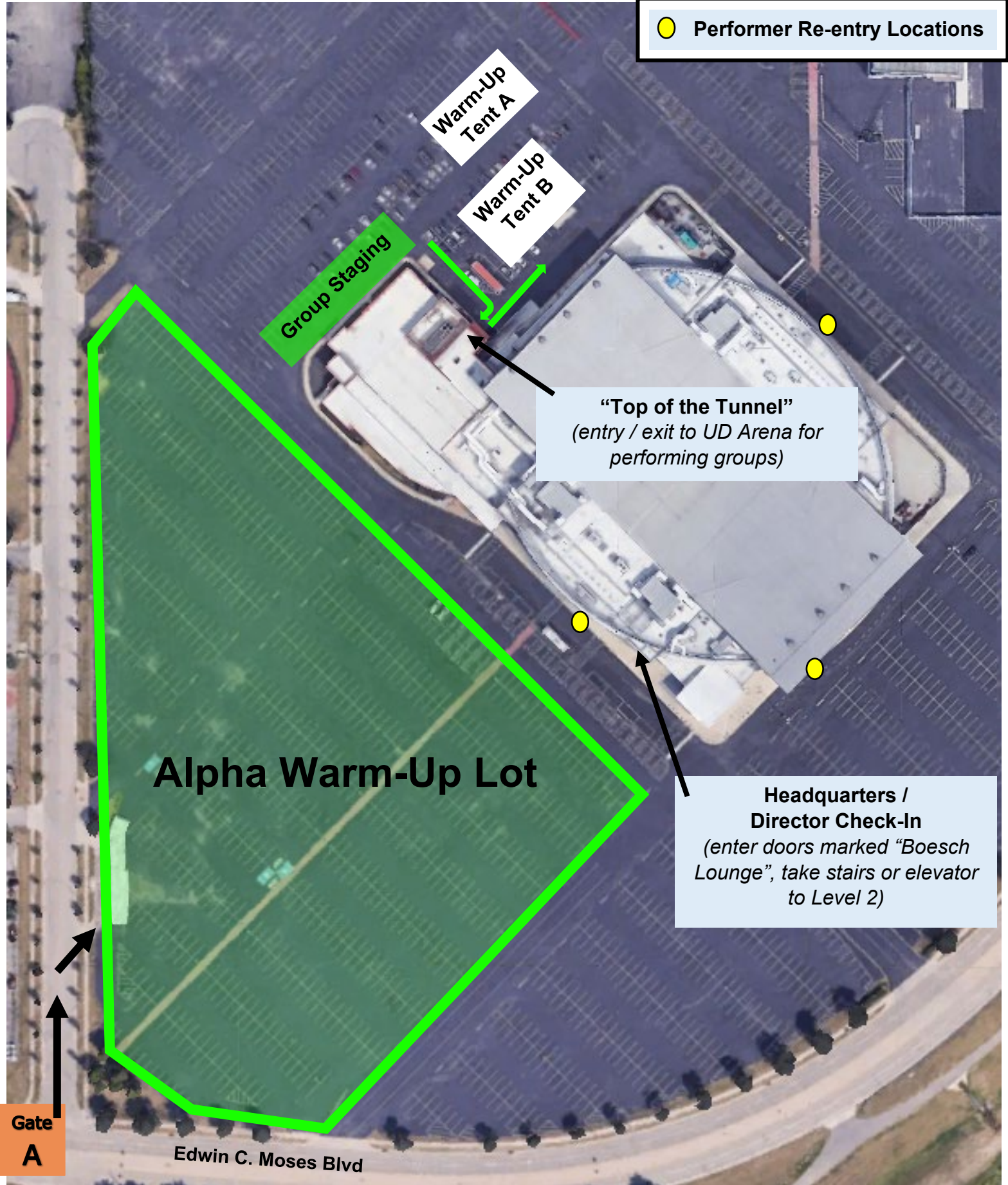
VIP PARKING: Gate B
Pass Required



Percussion and Winds World Championships

University of Dayton Arena


Group Flow Map



Percussion and Winds World Championships

University of Dayton Arena

Alpha Warm-Up Lot Detail



Gate
A

Warm-Up Spaces
are approximately
100' x 100'.

Percussion and Winds World Championships

University of Dayton Arena

Warm-Up Tent Details



RELOAD AREA

Warm-Up Tent A

Approx. 30' x 75'

Warm-Up Tent B

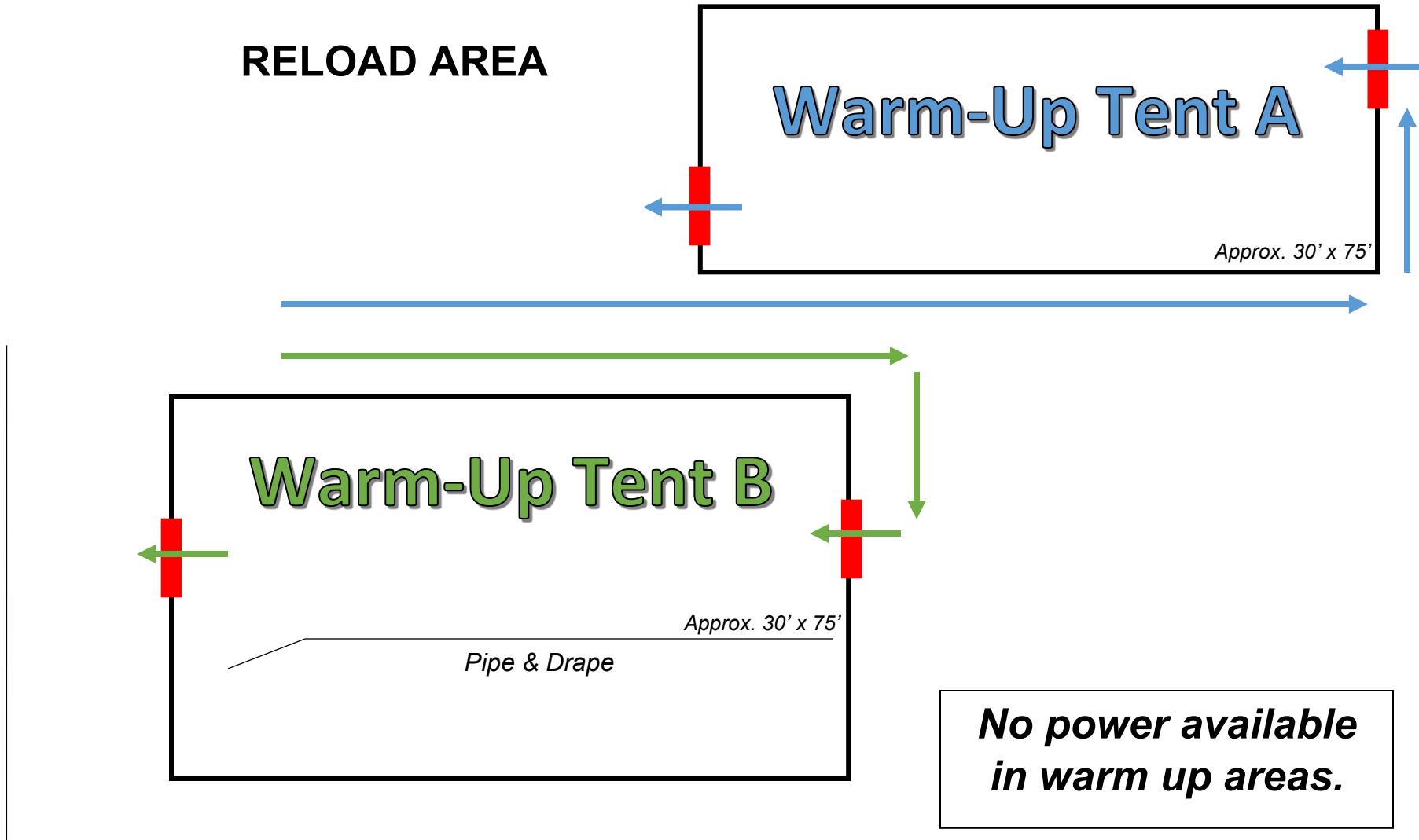
Approx. 30' x 75'

Pipe & Drape

*No power available
in warm up areas.*

TUNNEL

ARENA



Percussion and Winds World Championships

University of Dayton Arena

Tunnel Photos & Dimensions



Percussion and Winds World Championships

University of Dayton Arena



Tunnel Photos & Dimensions



Percussion and Winds World Championships

University of Dayton Arena

Back Staging Hallway Photos & Dimensions



WGI Percussion and Winds World Championships
University of Dayton Arena
Curtain Tunnel Dimensions



Curtain Tunnel to Performance Entry

- *Width: 11' 5"*
- *Height: 10' 4"*



Performance Entry

- *Width: 10' 11"*
- *Height: 11'*



Performance Exit

- *Width: 10' 8"*
- *Height: 11' 1"*

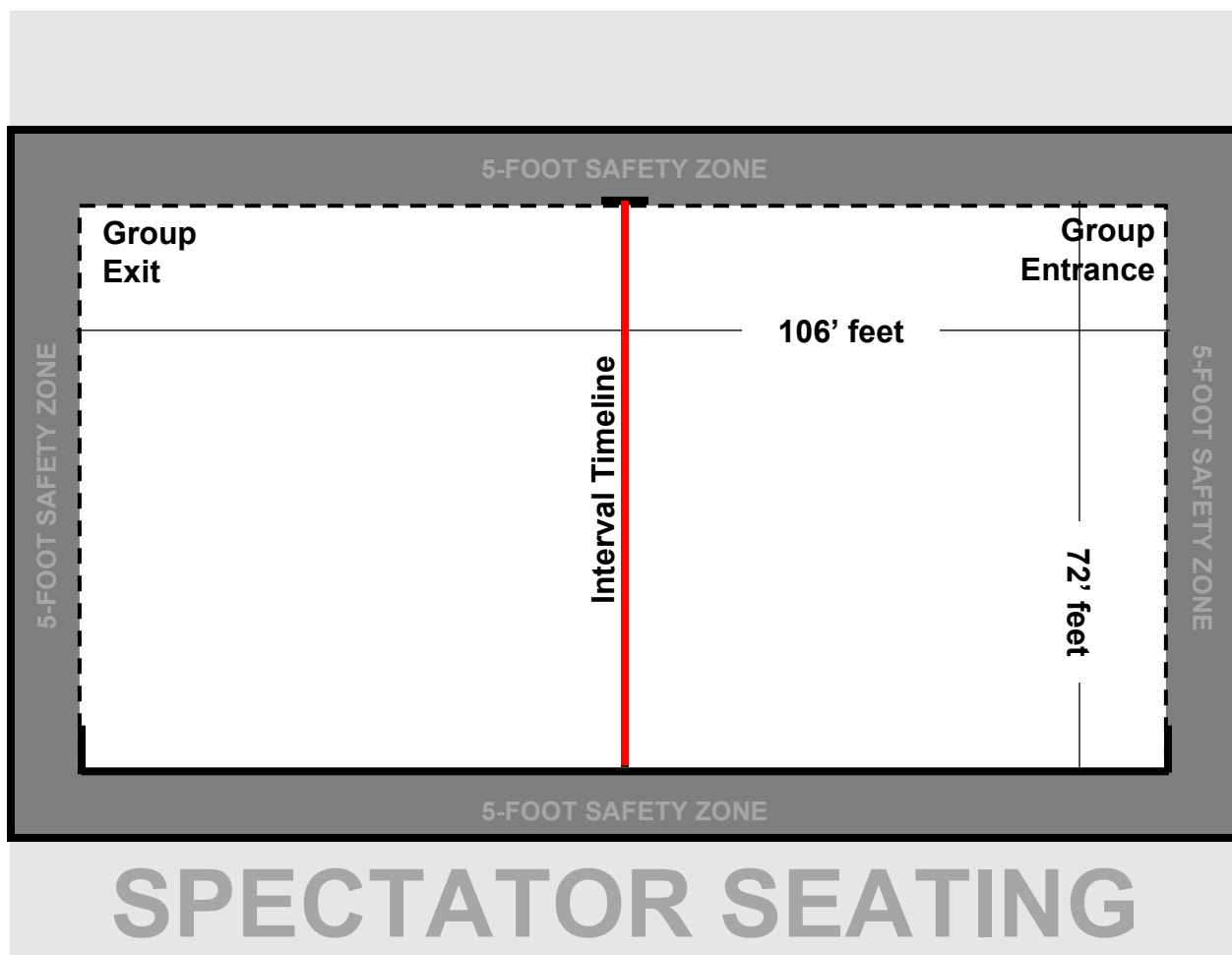





Percussion and Winds World Championships University of Dayton Arena Competition Area

All WGI contest sites must have a minimum of seventy feet by one hundred feet (70' x 100') to accommodate a "safety zone" of five (5) feet from any spectator seating. This will ensure the minimum sixty-foot by ninety-foot (60' x 90') competition area within the minimum seventy feet by one hundred feet (70' x 100') of the contest site.

The competition area at this event measures 72' x 106'. All performing groups must be prepared to perform within that area. Floors (tarps) may not extend into the safety zones per rules found in the WGI Adjudication Manual and Rulebook.



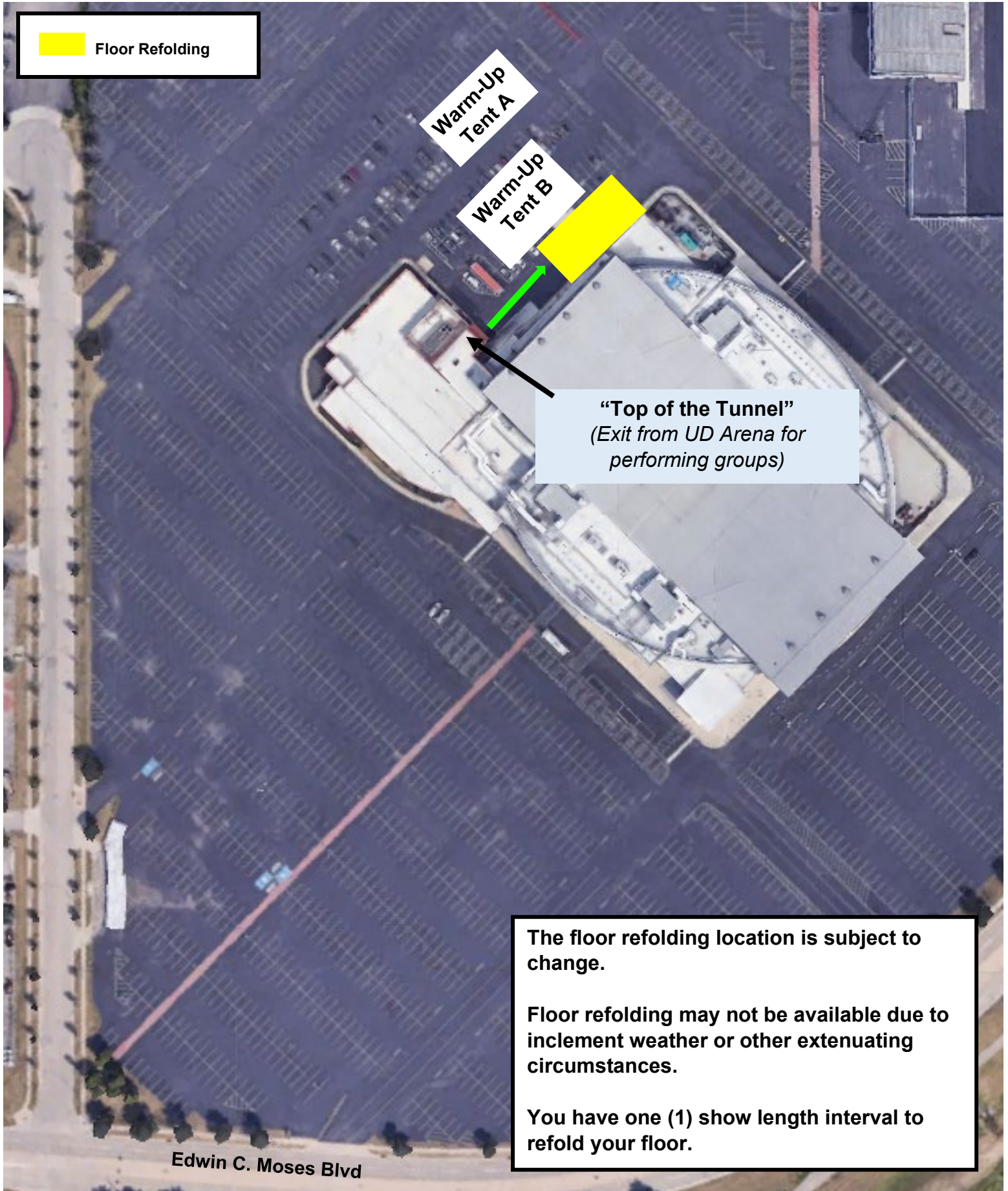
WGI Percussion & Winds World Championships
University of Dayton Arena Competition Area



Percussion and Winds World Championships

University of Dayton Arena

Floor Refolding



 Floor Refolding

Warm-Up
Tent A

Warm-Up
Tent B

“Top of the Tunnel”
(Exit from UD Arena for performing groups)

The floor refolding location is subject to change.

Floor refolding may not be available due to inclement weather or other extenuating circumstances.

You have one (1) show length interval to refold your floor.

Edwin C. Moses Blvd

Percussion World Championships

University of Dayton Arena

Staff Viewing & Sound Engineer Locations for
Performing Groups

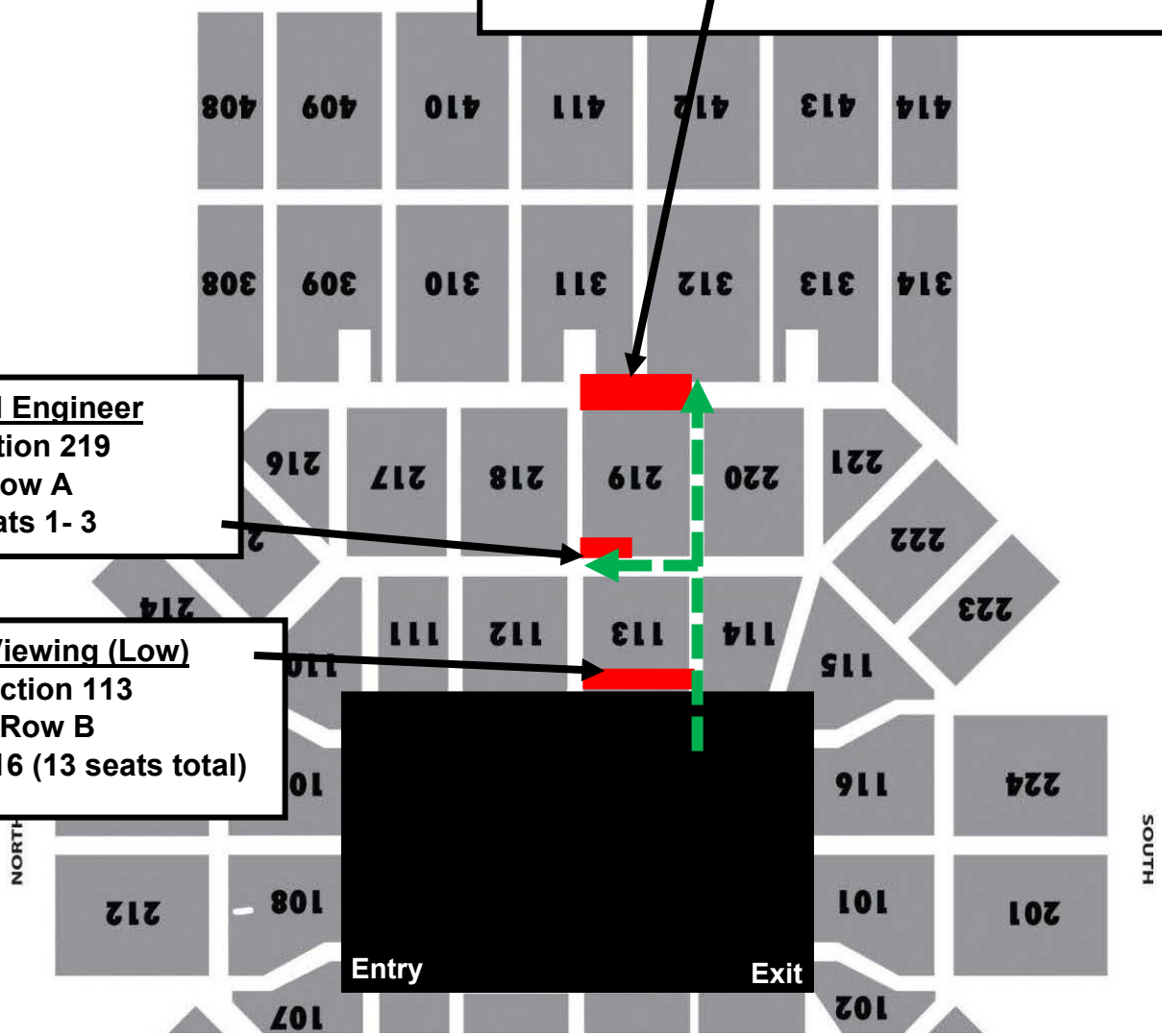


Staff Viewing (High)
Section 219
Row Club B
Seats 1 – 10 *plus* Standing Room
**If you are watching your group perform from this section, please refrain from leaving the area until your group's performance is complete.*

**If you are sitting in the Club seats, you must remain seated so the spectators behind you can see the performance.*

Sound Engineer
Section 219
Row A
Seats 1- 3

Staff Viewing (Low)
Section 113
Row B
Seats 4 – 16 (13 seats total)



Winds World Championships

University of Dayton Arena

Staff Viewing & Sound Engineer Locations for
Performing Groups

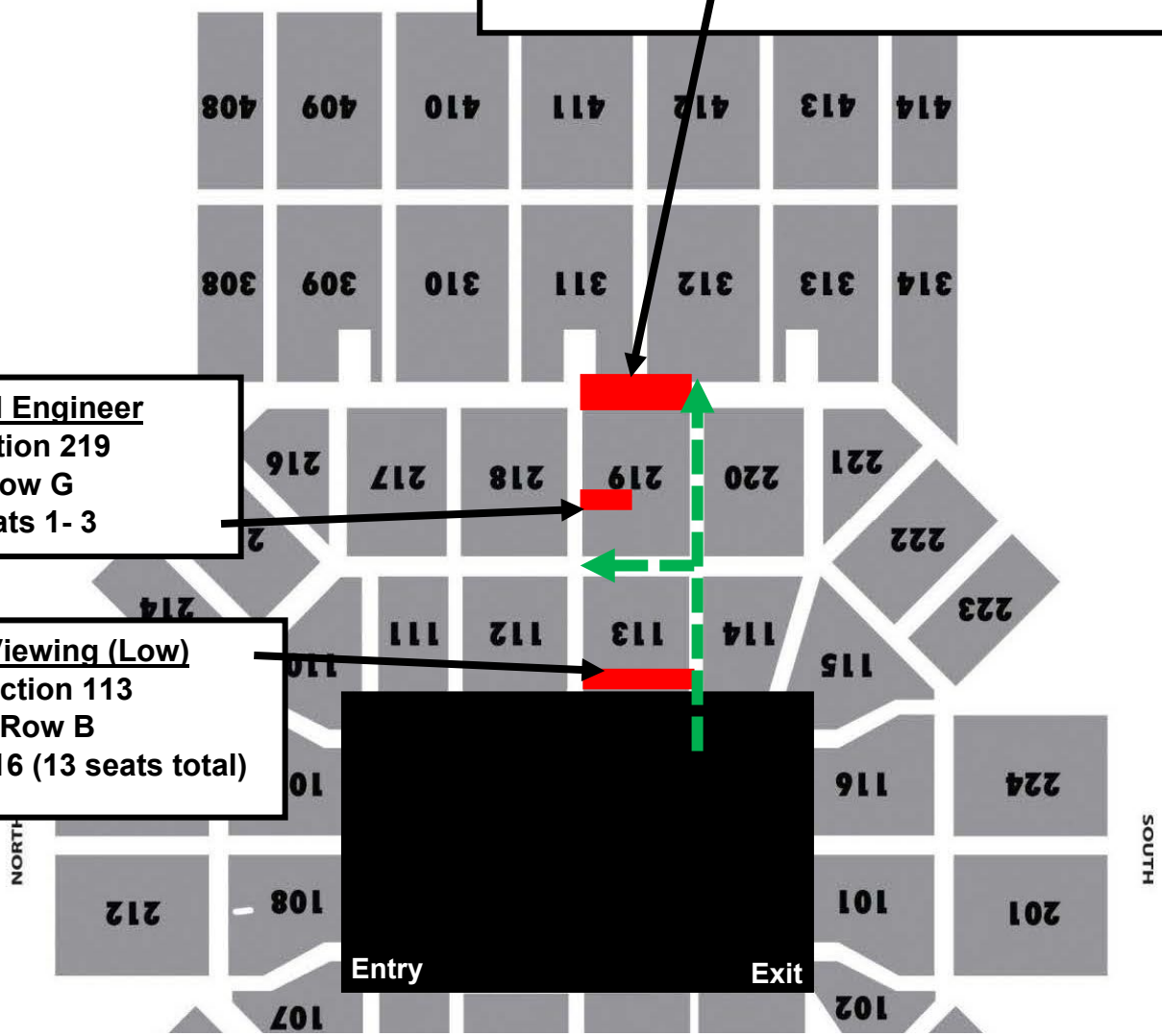


Staff Viewing (High)
Section 219
Row Club B
Seats 1 – 10 *plus* Standing Room
**If you are watching your group perform from this section, please refrain from leaving the area until your group's performance is complete.*

**If you are sitting in the Club seats, you must remain seated so the spectators behind you can see the performance.*

Sound Engineer
Section 219
Row G
Seats 1- 3

Staff Viewing (Low)
Section 113
Row B
Seats 4 – 16 (13 seats total)



Percussion and Winds World Championships

University of Dayton Arena

Group Photo Area – Thursday ONLY



North Entry

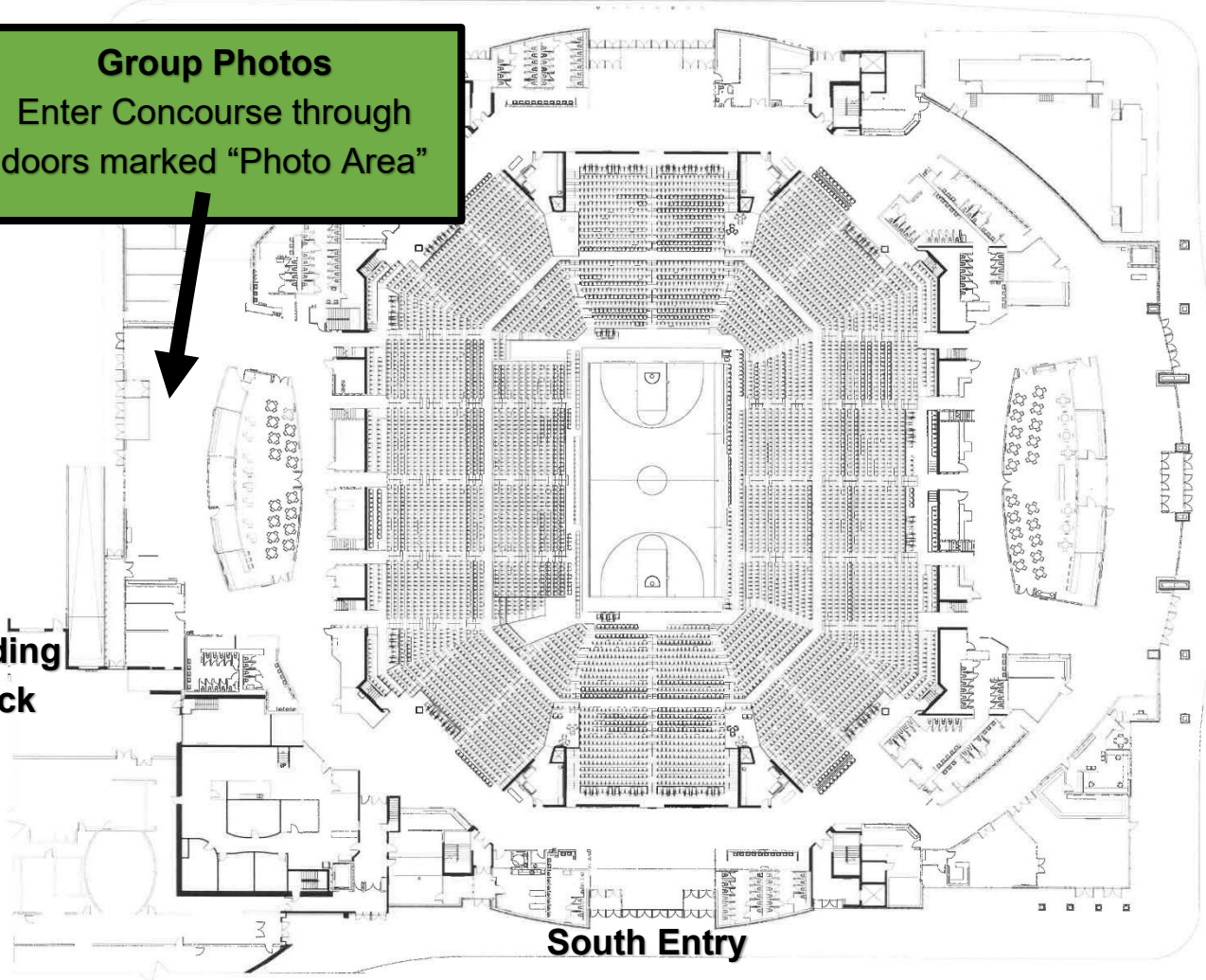
Group Photos
Enter Concourse through
doors marked "Photo Area"

**Loading
Dock**

Vendor Tent

South Entry

Warm Up Lots



Saturday Shuttle Information

- All Saturday performing groups box trucks, trailers, and semi-trucks are required to leave the arena lots once they are loaded after their performance.
- These equipment trucks will park in Lot U as shown on the map below.
- The shuttle is for the drivers of these equipment trucks. The shuttle is a UD van and will be driven by a UD staff person.
- The shuttle will start at 10:00 AM and will run until the end of the night.
- Shuttle pick up will be outside the UD Arena Administration doors near the flag poles.
- If the shuttle van is not there, equipment truck drivers may also call the UD Arena Front Desk at 937-229-5489.



Percussion and Winds World Championships

University of Dayton Arena

Percussion World Class Finalist Seating



University of Dayton Arena

