



**Color Guard World Championships  
University of Dayton Arena Site Info  
1801 South Edwin C Moses Blvd  
Dayton, OH 45417**

- The arena is situated on three floors:
  - The lower level is the competition area, color guard first aid, and staging area.
  - The walk-in level is Performance Check-In, body and equipment warm up, ticket office, sound check, entrance to the arena for competing color guards, entrances for spectators and non-performing color guards. (Photography is on the west concourse.)
  - On the upper level is Director Check In & WGI Headquarters (entrance is at walk-in level, Boesch Lounge).
- Parking for color guards and spectators is abundant. Spectators enter at Parking Gate C or D ONLY.
- Each color guard will be allotted 4 parking passes. Buses and trucks do not need a parking pass and will be permitted parking in the Bus/Truck Lot. See maps for details and traffic flow.
- University of Dayton has implemented security screening procedures. Please instruct everyone traveling with you to allow extra time upon arrival. A list of prohibited items is located in this packet. Absolutely no color guard equipment will be permitted in the spectator entrance.
- The mixing board for the sound system and the sound person will be located in the front stands. The WGI sound person will have control of the level of sound. See contest info packet for sound check times.
- There are NO dressing facilities available. Performing members should arrive at the arena in competitive attire.
- A 12' black drape will adorn the back stands of the competition area.
- Music is permitted in body and equipment warm up at moderate levels. In body warm up, the sound system should be placed in the corner of the room. WGI does not provide a sound system in any warm up area. If you wish to use music, please provide your own system.
- The floor surface is concrete. A black tarp will cover the entire competition area. A black tarp will cover the entire competition area. The black strips will be placed approximately 9.5 feet apart from the front to the back of the performance floor. The last strip at the back will vary in width.
- The competition area is 106' X 78'. Please see the floor plan for more details.
- An electrical outlet will be available at the front and back side line.
- There is a scoreboard that hangs in the middle of the performance floor. Distance from the floor to the bottom of the scoreboard is 32'.
- There are no indoor floor folding facilities available.



## UD ARENA PROCEDURES

**UD ARENA IS CASHLESS:** Box Office, Concession stands, and the UD team store are now **100% cashless**. They will accept all major credit cards, debit cards, Apple Pay and Google Pay.

**METAL DETECTORS:** All persons will walk through a metal detector or be screened with a hand-held metal detector, to search for prohibited items any time they enter or re-enter the building. **Please allow extra time** to your arrival to the arena to account for this process.

**NO COLOR GUARD EQUIPMENT** will be allowed in the main spectator arena entrances. Equipment may only enter the building through the warm/up guard check-in entrance and the designated performance entrance at the top of the tunnel. *(See additional information on where groups can leave equipment and props outside backstage).*

**ALL BAGS ARE SUBJECT TO SEARCH. No backpacks are permitted in the spectator entrances.** We ask you to please limit the number of bags/purses/small backpacks being brought into the arena. Personal bags may be allowed after a thorough inspection. Bags larger than 16x16x8 are not permitted except for diaper bags and medical equipment, which are subject to inspection at any time. **Flag bags/ equipment bags/ cymbal bags are not permitted in the spectator entrances.**

**PROHIBITED ITEMS:** Including, but not limited to: firearms, weapons of any kind, outside food and drink, strollers, signs larger than 8.5 x 11, tripods, balloons, animals (with the exception of service animals), camera lenses longer than eight (8) inches, laser pointers, and noisemakers

# WGI Color Guard World Championships University of Dayton Arena



Equipment Truck  
Unloading/Loading/  
Prop Storage  
(see prop storage info)

EQ  
Warm  
Up

Performance  
Check In  
Director  
Check In  
Boesch Lounge\*

Vendor Tent

VIP Parking  
Pass Required

Vendor Parking  
Pass Required

Vendor Parking  
Pass Required

Spectator  
Parking

Spectator  
Parking

Spectator  
Parking

Spectator  
Parking

Spectator  
Entrance  
Gate D

Spectator  
Parking

Spectator  
Entrance  
Gate C

Bus/Truck  
Entrance

Bus  
Parking

Tickets

Spectator  
Entrance

Welcome Stadium

Woerner Field at  
AES Ohio Stadium

Bonbright Distributors

Welcome Park

Dayton Bike Yard

Virginia McNeal Park

S Edwin C Moses Blvd

Courtyard by Marriott  
University of Da...  
\$154/night  
Expedia.com

S Edwin C Moses Blvd

VIP/Vendor  
Entrance

S Edwin C Moses Blvd

**\*Groups may check in at any prelims venue on Thursday.  
Director Check In at UD is in the Boesch Lounge.\***



**Color Guard World Championships  
University of Dayton Arena Site Info  
Color Guard Prop Storage Details**

WGI will cone off 19 lettered spaces that will be approximately 60' x 36' each behind UD arena. (See *map below.*)

Groups will have a published unload time (*appx 90 minutes prior to their performance time*) to enter their designated space. Trucks/trailers will be permitted to park in those designated spots. Buses will still park in the west lot.

These designated spots are where groups can unload props, floors, and color guard equipment. Color guard equipment will remain in this space until your designated performance check-in time. Props and floors will remain in this space until you are given instruction to move towards the tunnel entrance by WGI personnel. Please note that absolutely no color guard equipment will be allowed in the spectator doors. ***Each group should be prepared to cover their own equipment/props with a tarp, or some other protective cover in case of inclement weather.***

Each group will receive a "Golden Ticket" upon arrival with your designated departure time from this space. Trucks/trailers will remain in the designated spot until your group has reloaded after your performance. Groups who fail to remove their vehicles by the designated time may be subject to a penalty.

These designated prop storage spaces will only be available at UD Arena. WGI Staff & Volunteers will direct groups in and out of their assigned letter space. Groups are responsible for all items & vehicles left in their assigned letter space.

*(WGI and/or the University of Dayton Arena is not responsible for lost or stolen items.)*

**WGI Color Guard World Championships**  
**UD Arena Outdoor Prop Storage**  
Each space measures appx 60'x36'

**L M N O P Q R S**

**A B C D E F G H I J K**

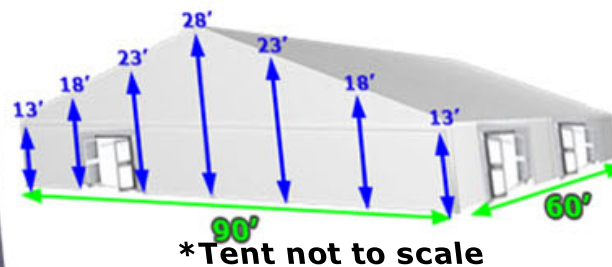
WALKTHRU

**Equipment  
Tent**

Google

# WGI Color Guard World Championships University of Dayton Arena

Equipment Warm Up Tent Dimensions



← To Tunnel

Photos West Concourse  
(Thursday Only)

Body Warm Up  
West Concourse Club

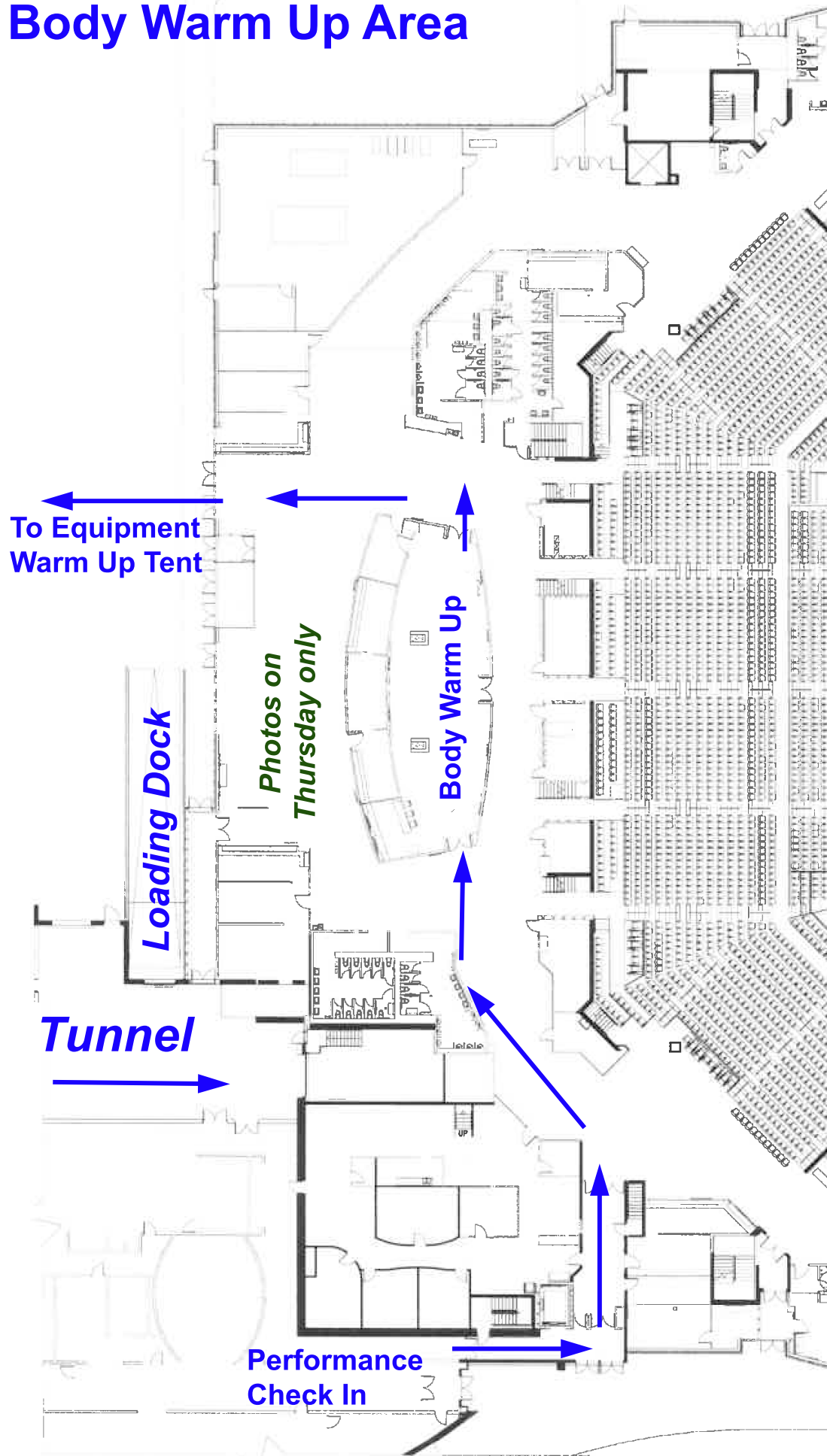
→ Performance  
Check In

↑ To  
Body

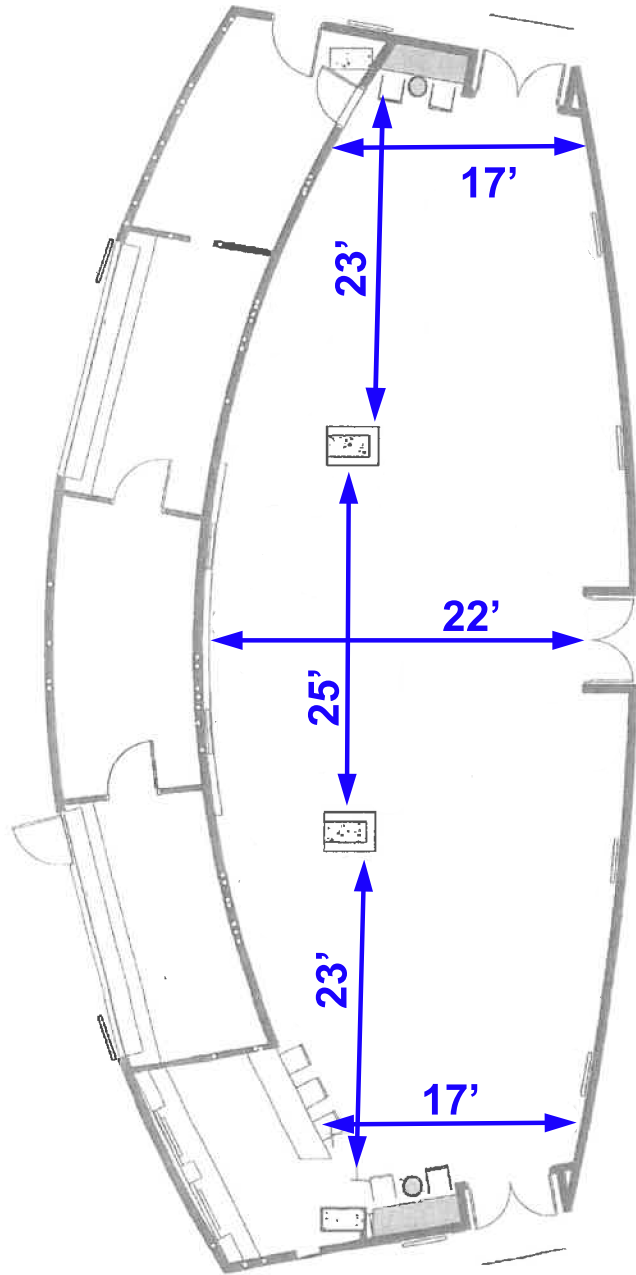
University of  
Dayton Arena

Google

# University of Dayton Arena Body Warm Up Area



# University of Dayton Arena Body Warm Up Specs West Concourse Club





**Color Guard World Championships  
UD Arena  
All Events - Floor Crew / Staff Seating  
Sound Engineer Seat  
World Class Finals - Finalist Seating**

**Back Side Seating**

**World Class Finals  
Finalists Seating  
All of 401, 407**

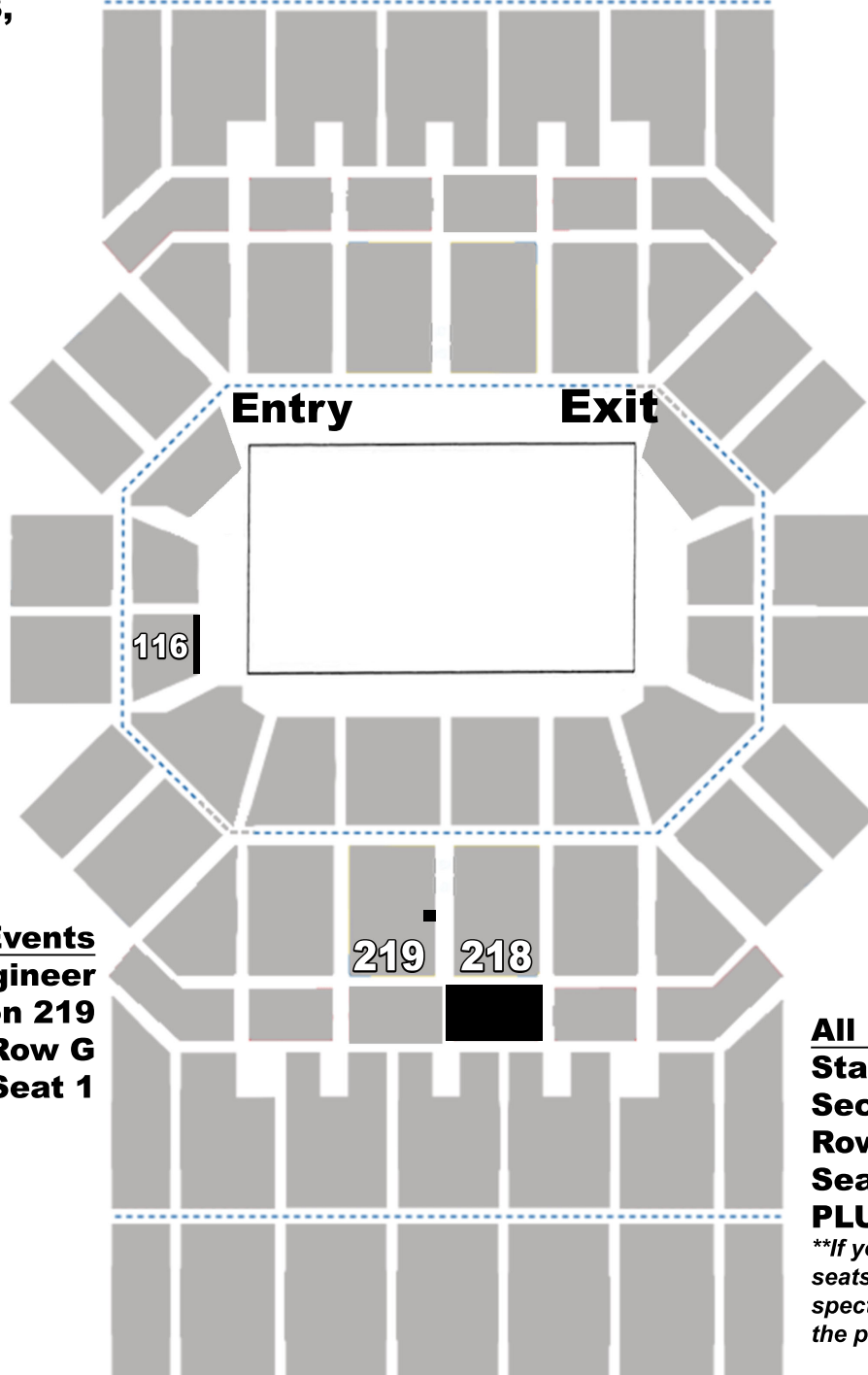
**Sections 402, 403,  
404, 405, 406  
Rows J-R**

All Rows	Rows J-R	Rows J-R	Rows J-R	Rows J-R	Rows J-R	All Rows
<b>401</b>	<b>402</b>	<b>403</b>	<b>404</b>	<b>405</b>	<b>406</b>	<b>407</b>

**All Events  
Floor Crew Seating  
Section 116  
Row B  
Seats 1 - 13**

**All Events  
Sound Engineer  
Section 219  
Row G  
Seat 1**

**All Events  
Staff Seating  
Section 218  
Row Club B  
Seats 1-10  
PLUS Standing Room**  
*\*\*If you are seated in the club seats, you must be seated so the spectators behind you can see the performances.*





**CORNELL**  
UNIVERSITY  
CAUTION: AUTOMATIC  
CLOSING FIRE DOOR

EXIT

9''

9''

ALWAYS  
FLY

THESE WILL ALL BE REMOVED

ALWAYS

FLY

TOGETHER

COLIN'S CORNER

Rail to Rail Width

9' 6"

Max Height

9'

**EXIT**

78"

60"

# Performance Exit

Doors will be removed




# Performance Exit Hallway



60"

Curtains will be removed

78"



**WORLD CHAMPIONSHIPS  
TICKET INFORMATION  
WORLD CLASS FINALS ONLY**

- All tickets are mobile delivery and must be scanned to obtain a wristband prior to entering the arena.
- Avoid the line! World Class Finals tickets may be scanned at any time during the day on Saturday in the Connor Lobby or starting at 3:30 PM at the white tents outside of the North, East, and South entrances to receive wristbands for entry.
- Tickets may NOT be scanned at the tunnel entrance.