



**Percussion World Championships  
University of Dayton Arena Site Info  
1801 S. Edwin C. Moses Boulevard  
Dayton, OH 45417**

- The arena is situated on three floors:
  - The lower level is the contest floor, entrances and exits for the contest floor, group first aid and staging area.
  - The walk-in level is the ticket office, entrance to the arena for competing groups, entrances for spectators and non-performing groups, photos.
  - On the upper level is Headquarters and Director Check In (entrance on first level, south end).
- Parking for groups and spectators is abundant. Spectators enter at Parking Gate C or D ONLY.
- Each group will be allotted 4 parking passes. Buses and trucks do not need a parking pass and will be permitted parking in the Bus/Truck Lot. See maps for details an traffic flow.
- There are no dressing facilities available. Please arrive at the arena in competitive attire.
- All warm ups will be conducted in the parking lot. There is one tent split into an A/B format outside of the entrance to the tunnel that may be utilized. Please see logistical schedule for your group's tent times.
- Groups are not permitted to run power from any building power access in any parking lots. Please plan to use generators should you want power in warm up or loading.
- Indoor Dancer/Color Guard Warm Up Space will be in the A/B tent. **If there is inclement weather requiring use of tent warm-ups, this area must be cleared and available for the scheduled groups to warm up.**
- Please report to the top of the tunnel no earlier than your listed report time. Top of the tunnel times are listed in the logistical schedules.
- All trucks or vehicles of any kind must be moved to the designated Loading/Unloading area behind UD Arena at the conclusion of your group's warm up time.
- All trucks must be moved out of the designated Loading/Unloading area 60 minutes after the group's performance concludes.
- An 11' tall black drape will adorn the back wall of the competiton area. Groups will not be permitted to assemble props that are larger than 10' tall until they enter the competition area.
- The floor is concrete. A black tarp will cover the entire competition area.
- The competition area is 72' X 106'. Please see the floor plan for more details.
- Power Specifications – WGI will provide two 20 amp dedicated circuits on the front and back sidelines.



## UD ARENA PROCEDURES

**UD ARENA IS NOW CASHLESS:** Box Office, Concession stands, and the UD team store are now **100% cashless**. They will accept all major credit cards, debit cards, Apple Pay and Google Pay.

**METAL DETECTORS:** All persons will walk through a metal detector or be screened with a hand-held metal detector, to search for prohibited items any time they enter or re-enter the building. **Please allow extra time** for your arrival to the arena to account for this process.

**NO EQUIPMENT** will be allowed in the main spectator arena entrances. Equipment may only enter the building through the designated performance entrance at the top of the tunnel. Flag bags, equipment bags, and cymbal bags are not permitted through the spectator entrances.

**ALL BAGS ARE SUBJECT TO SEARCH. No backpacks are permitted in the spectator entrances.** We ask you to please limit the number of bags/purses/small backpacks being brought into the arena. Personal bags may be allowed after a thorough inspection. Bags and backpacks larger than 16x16x8 are not permitted except for diaper bags and medical equipment which are subject to inspection at any time. **Flag bags / equipment bags / cymbal bags are not permitted through the spectator entrances.**

**PROHIBITED ITEMS:** Including, but not limited to: firearms, weapons of any kind, outside food and drink, strollers, signs larger than 8.5 x 11, tripods, balloons, animals (with the exception of service animals), camera lenses longer than eight (8) inches, laser pointers, and noisemakers.

**ENTERING WITH PERFORMING GROUPS:** Anyone who is entering the arena with a performing group must have a valid badge or wristband. If there is a person entering with a performing group who has a valid spectator ticket, they must have their ticket scanned and the corresponding day's wristband on prior to entering the arena. **Failure to secure a wristband prior to entering the arena will prohibit their entrance to the arena with the performing group.**

**SATURDAY WORLD CLASS FINALS:** All people with a Saturday World Class Finals ticket may have their ticket scanned and receive their wristband all day in the UD Arena Connor Lobby. The doors for Saturday World Class Finals will open at 4:00 PM. The wristband tents for Saturday World Class Finals will open at 3:00 PM.



**The following known frequencies will be in use at the World Championships sites:**

**UD Arena**

451 Mhz – 465 Mhz

520 Mhz – 570 Mhz

626 Mhz – 668 Mhz

**Nutter Center**

451 Mhz – 465 Mhz

596 Mhz – 607 Mhz

626 Mhz – 668 Mhz

**Truist Arena**

451 Mhz – 465 Mhz

626 Mhz – 668 Mhz

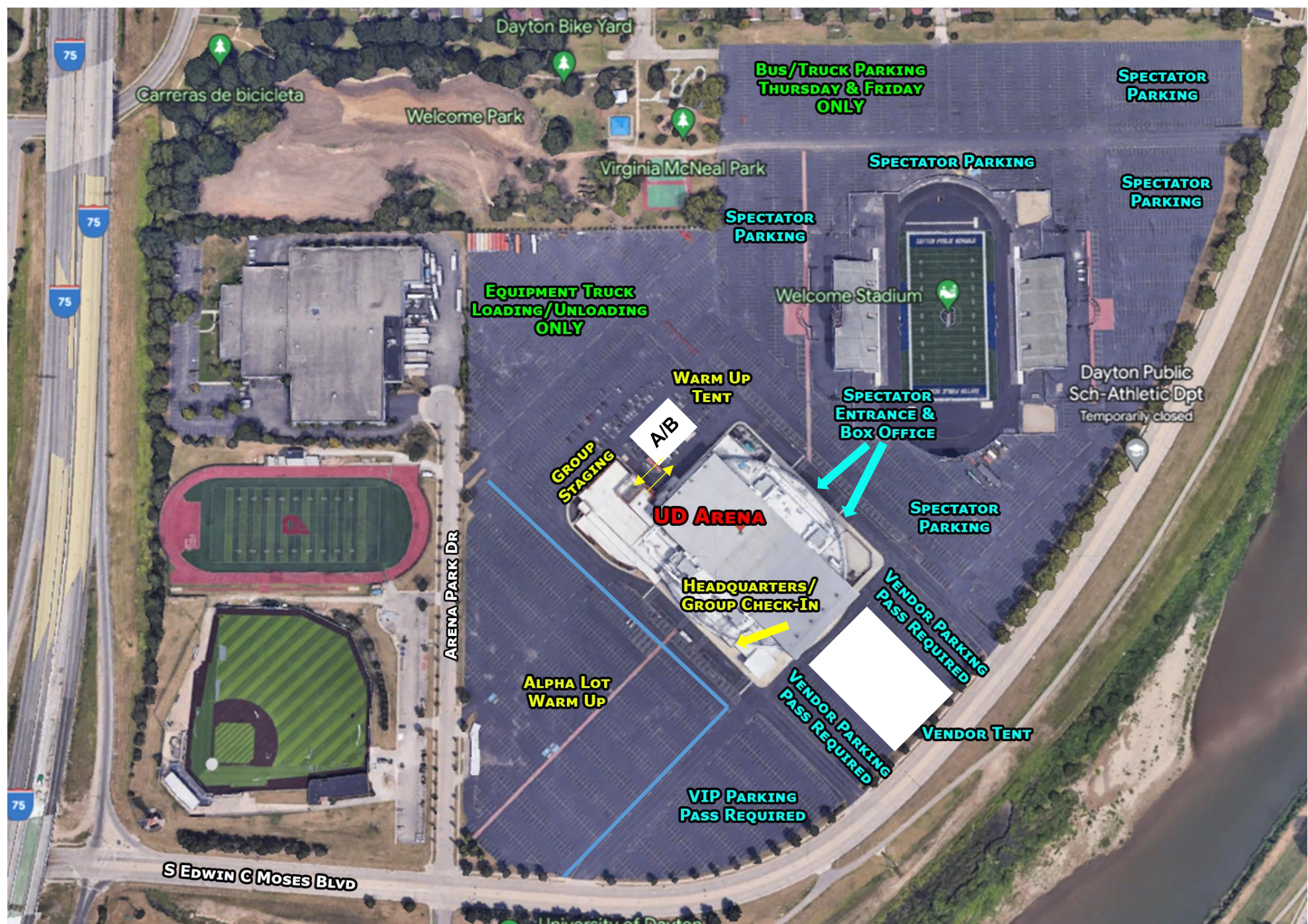
**Hobart Arena**

451 Mhz – 465 Mhz

800 Mhz



WGI Percussion World Championships  
UD Arena  
Dayton OH



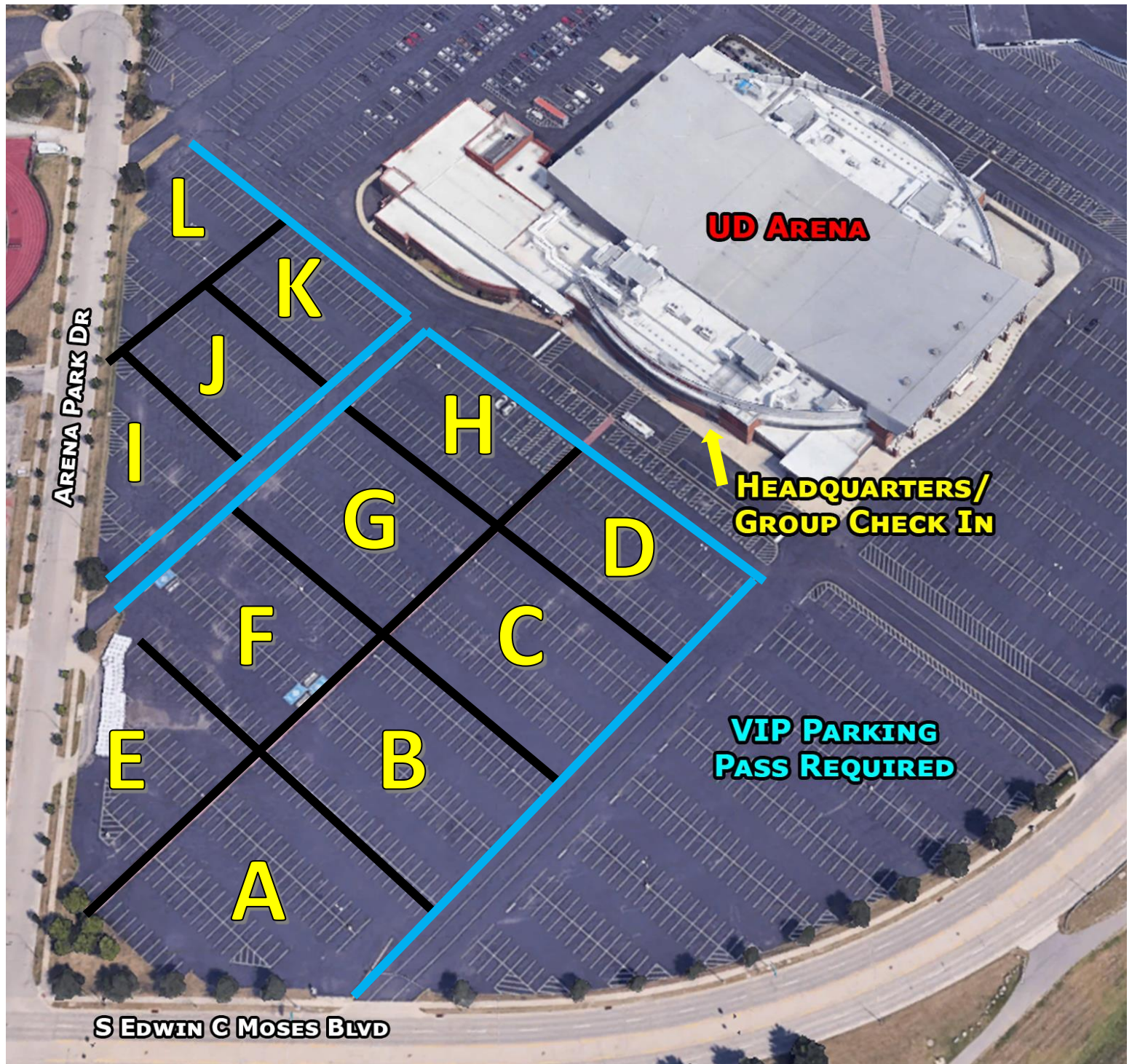


# WGI Percussion World Championships

UD Arena

Dayton OH

Warm Up Spaces Approx. 100' x 100'



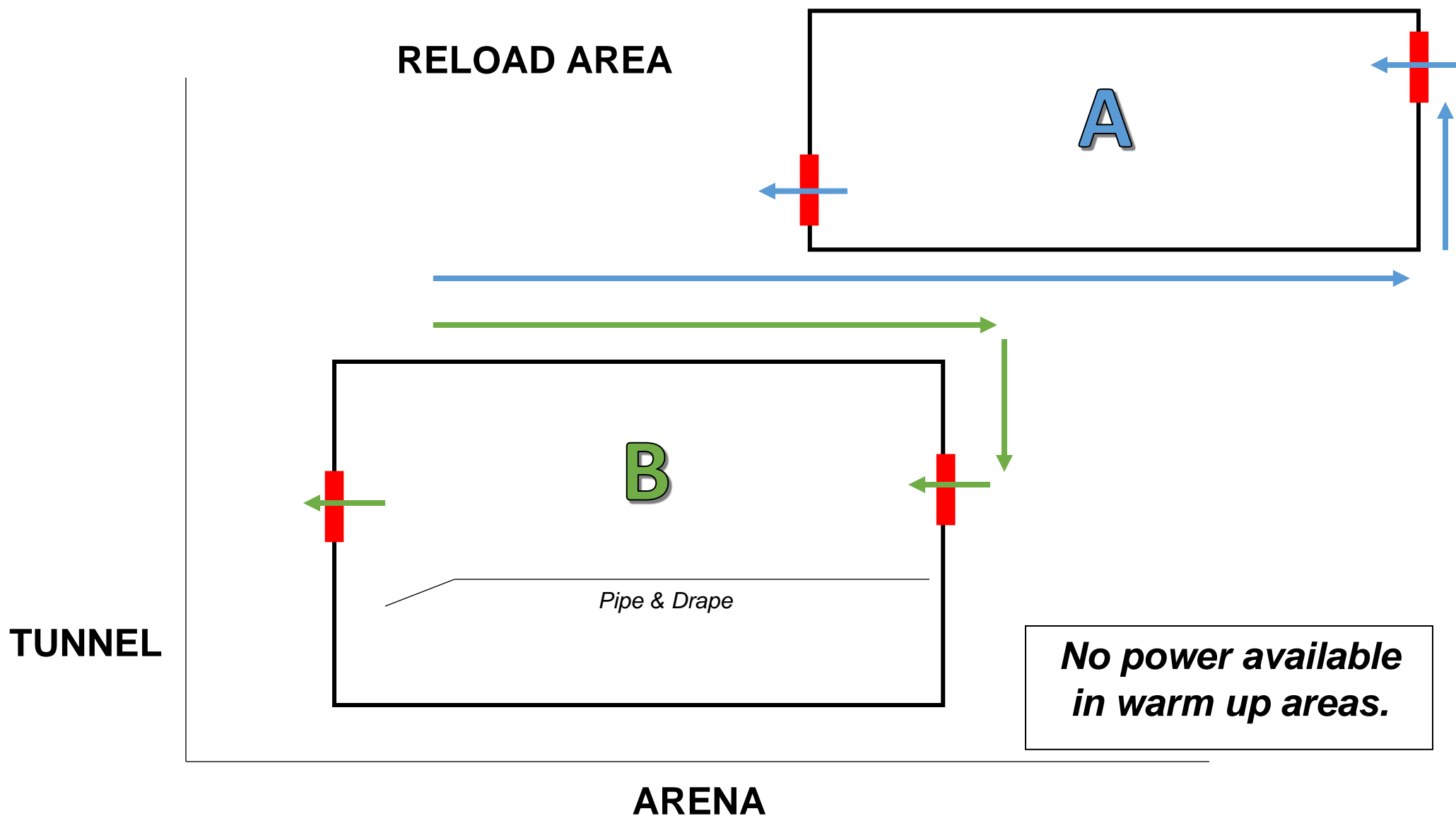
# WGI Percussion World Championships

UD Arena

Dayton OH

Warm Up Tent Diagram

Approx. Dimensions: 30' x 75'






# WGI Percussion World Championships

UD Arena

Dayton OH

## *Tunnel Photos & Dimensions*




# WGI Percussion World Championships

UD Arena

Dayton OH

## *Tunnel Photos & Dimensions*








# WGI Percussion World Championships

UD Arena

Dayton OH



## Back Staging Hallway Photos & Dimensions



**WGI Percussion World Championships**  
**UD Arena**  
**Dayton OH**



***Curtain Tunnel to Performance Entry***

- *Width: 9' 3"*
- *Height: 10' 1"*






**WGI Percussion World Championships**  
**UD Arena**  
**Dayton OH**



***Performance Entry***

- *Width: 9' 11"*
- *Height: 10' 5"*



**WGI Percussion World Championships**  
**UD Arena**  
**Dayton OH**



***Performance Exit***

- *Width: 10' 4"*
- *Height: 10' 10"*



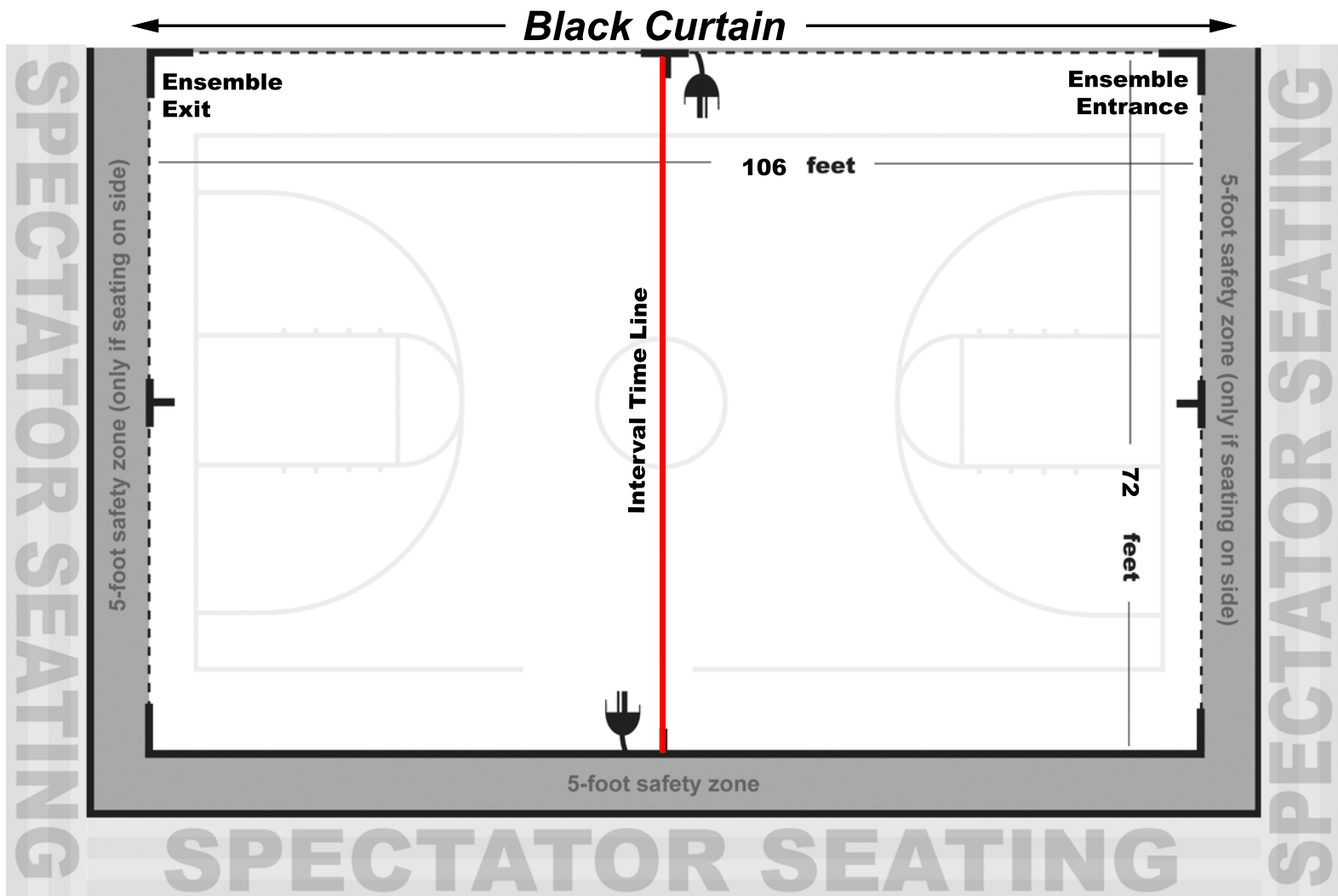





## Percussion World Championship Competition Area University of Dayton Arena, Dayton, OH

All WGI contest sites must have a minimum of seventy by one hundred feet (70' x 100') to accommodate a “safety zone” of five (5) feet from any spectator seating. If no spectators are seated on the left and right sides, then the safety zone will be eliminated on the left and right sides of the competition area and could extend to a maximum of 106' X 72'.

All performing groups must be prepared to perform within the set competition area. Floors (tarps) may not extend into the safety zones per rules found in the WGI Adjudication Manual and Rulebook.





# WGI Percussion World Championships University of Dayton Arena

Exit

Entrance

106'

Interval Time Line

12'

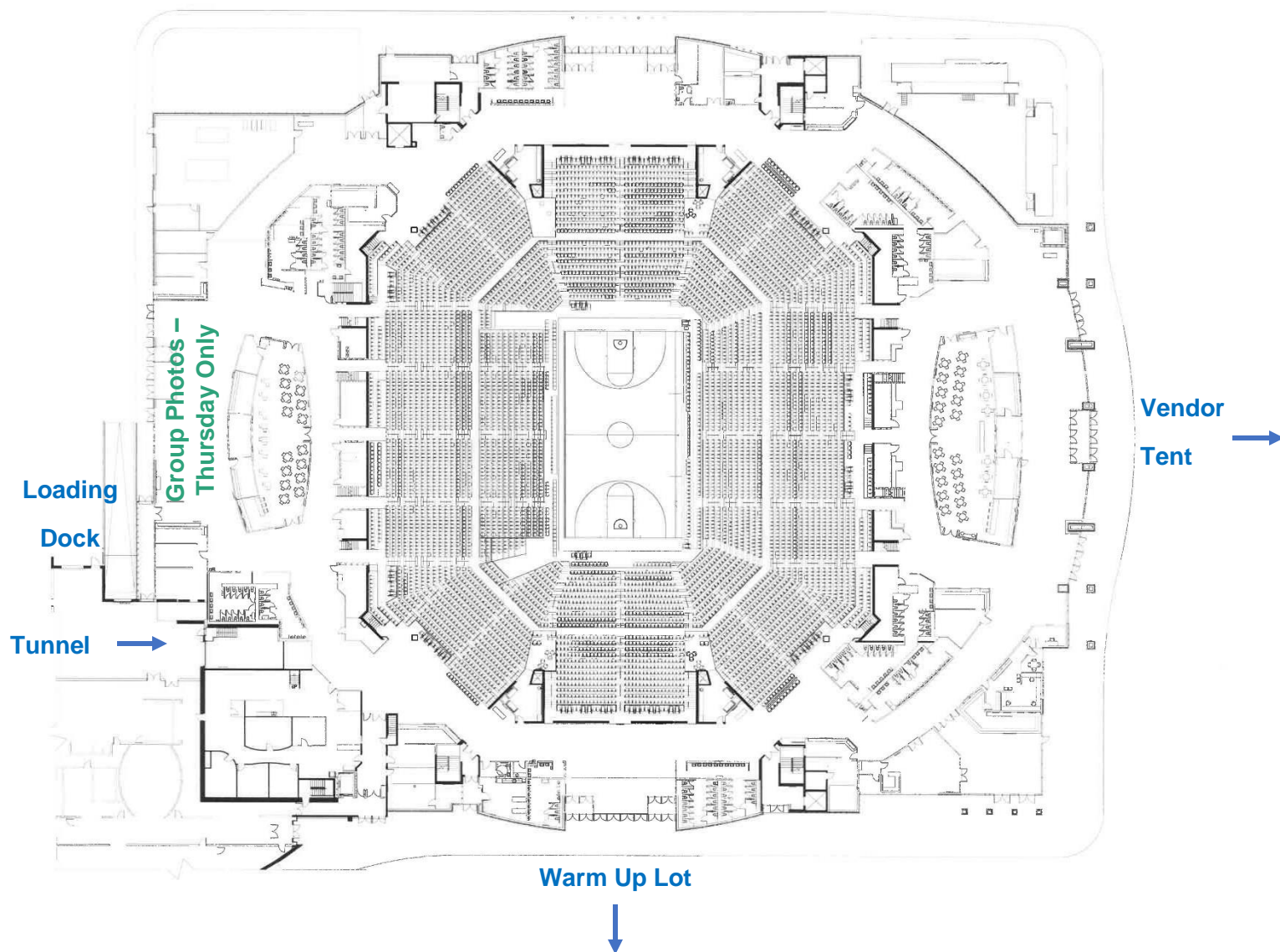


# WGI Percussion World Championships

UD Arena

Dayton OH

Thursday Group Photo Area



# WGI Percussion World Championships

UD Arena

Dayton OH

## Saturday Shuttle Information



- All Saturday performing groups box trucks, trailers, and semi-trucks are required to leave the arena lots once they are loaded after their performance.
- These equipment trucks will park in Lot U as shown on the map below.
- The shuttle is for the drivers of these equipment trucks. The shuttle is a UD van and will be driven by a UD staff person.
- The shuttle will start at 10:00 AM and will run until the end of the night.
- Shuttle pick up will be outside the UD Arena Administration doors near the flag poles.
- If the shuttle van is not there, equipment truck drivers may also call the UD Arena Front Desk at 937-229-5489.



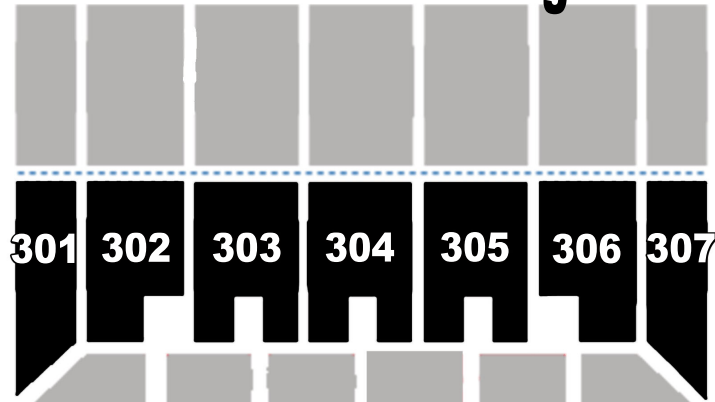
★ Shuttle Pick Up



**Percussion World Championships  
UD Arena  
All Events - Floor Crew / Staff Seating  
Sound Engineer Seat  
World Class Finals - Finalist Seating**

**Back Side Seating**

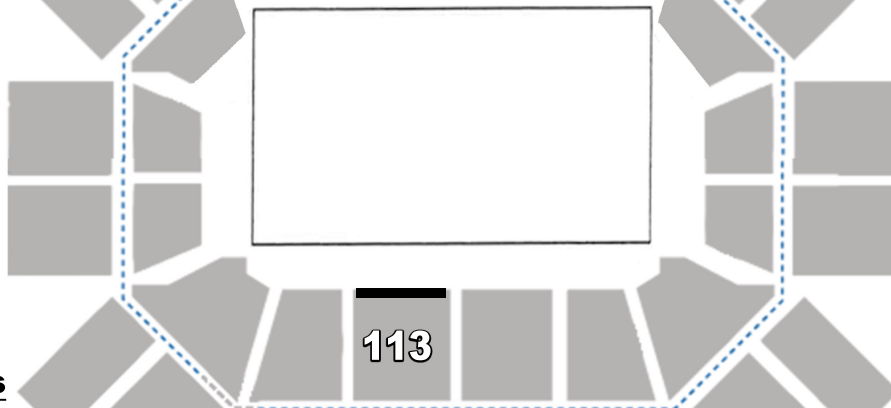
**World Class Finals  
Finalists Seating**  
301, 302, 303, 304,  
305, 306, 307



**Exit**

**Entry**

**All Events  
Floor Crew Seating  
Section 113  
Row B  
Seats 4-16**



**All Events  
Sound Engineer  
Section 219  
Row G  
Seats 1-3**

**All Events  
Staff Seating  
Section 219  
Row Club B  
Seats 1-10  
PLUS Standing Room**  
*\*\*If you are seated in the club  
seats, you must be seated so the  
spectators behind you can see  
the performances.*