

Designing an Engaging 5-month Season for Scholastic A

Saturday, September 10th
10:45am - 11:45am
Salon A-C



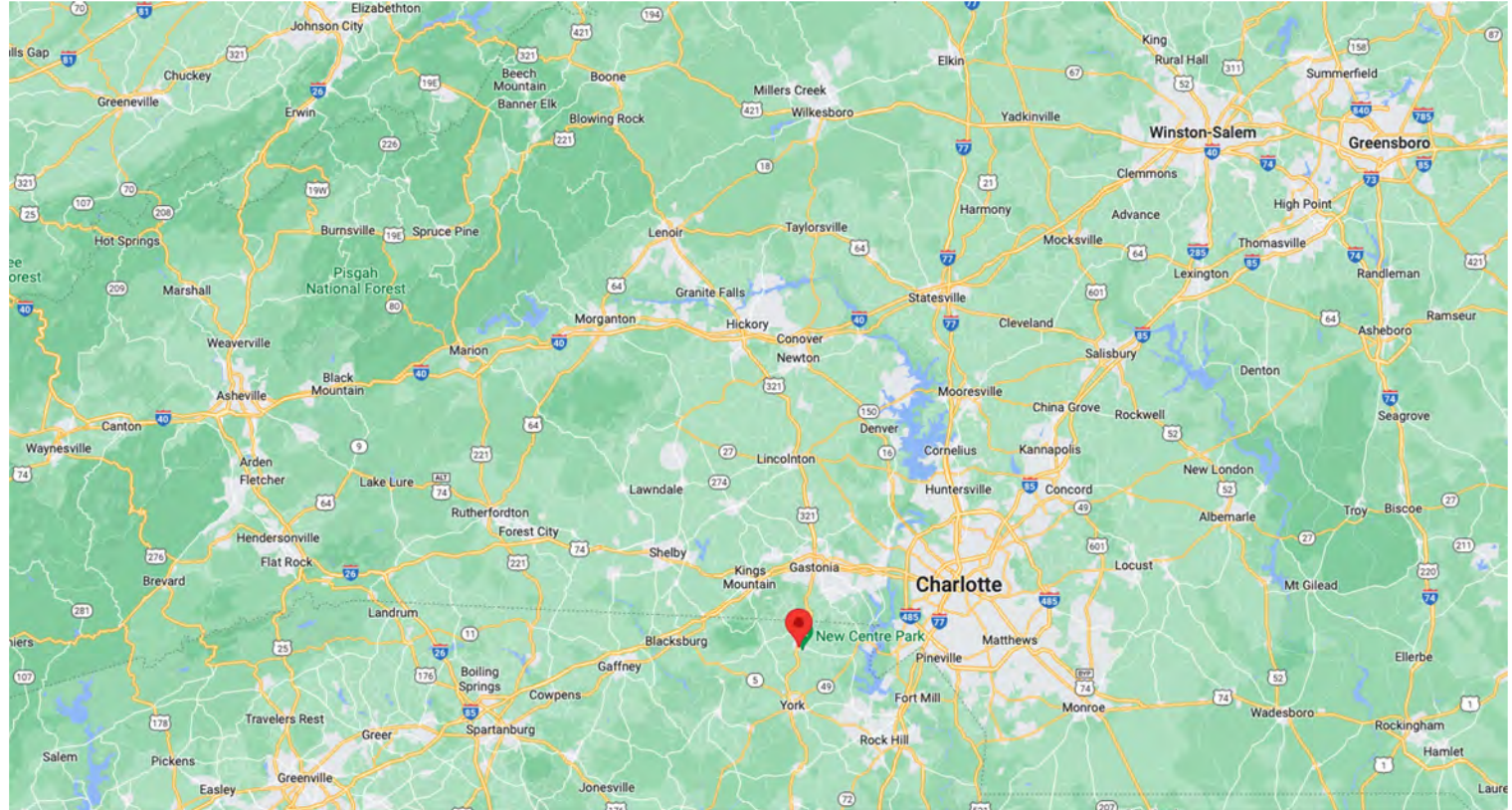
Ryan Hall



Anne Turner



WHERE IS CLOVER? -- POPULATION OF 6,600 3,000 STUDENTS @ CHS




```
graph LR; A((Middle School)) --- B((Calendar)); B --- C((Design)); C --- D((Rehearsal Strategies));
```

Middle
School

Calendar

Design

Rehearsal
Strategies

Bridging The Gap

Middle School to High School



Clover Middle

Grades 6-8

Starting approx. 12 6th grade percussionists



Oakridge Middle

Grades 6-8

Starting approx. 12 6th grade percussionists

Middle School Curriculum Overview

6th Grade

- Hand Drums
- Music Theory
- Snare Basics in Fall*
- Mallets in Spring*
- Snare Drum Ensemble

Method Books

- 5 Minute Drill
- Check Patterns
- A Fresh Approach
- Zildjian Rhythm Cards
- Vic Firth Resources



7th Grade

- Begin Rudiment Pass-offs
- Continue Scales
- Region Band*
- Solo and Ensemble
- Percussion Ensemble
 - Mallet Focus
- Auxiliary instruments
- Timpani Introduction

8th Grade

- Region Band
- Solo and Ensemble
 - Duets
- 4-Mallet Introduction
- Percussion Ensemble
 - Full Ensemble
- Night of Percussion
- Join Marching Band*



Clover School District

TUESDAY DRUM NIGHTS

4:00-5:00PM

AUGUST 20

SEPTEMBER 3, 17

OCTOBER 1, 15, 29

NOVEMBER 12

DECEMBER 3, 17



***If interested,
email Ryan.Hall@clover.k12.sc.us***



Tuesday Drum Night Materials



PLAY-ALONG VIDEO 3: FULL HEIGHT ONLY

With Backing Tracks



PLAY-ALONG VIDEO 4: FULL & TAP HEIGHTS

With Backing Tracks



PLAY-ALONG TRACKS 1: FULL HEIGHT ONLY

With Backing Tracks

PLAY-ALONG TRACKS 2: FULL & TAP HEIGHT

With Backing Tracks

Vic Firth - Marching Percussion 101
5 Minute Drill (on battery drums)
Spotify Running Playlists
Free Swag

8th Grade BENCHMARK I DRUMPAD

GIDDY-UP

♩ = 108, 132



PARADIDDLES

♩ = 108, 132



TRIPLET STICKINGS

♩ = 108, 132



8th Grade Benchmark

4-2-1: 16th NOTE GRID

♩ = 76, 96



HEMIOLAS

2 against 3 (carol of the bells)
3 against 4 (pass the salt & pepper)

♩ = 120



MALLETS

♩ = 76, 96

LOCKJAW C-F-Bb



8th Grade Benchmark

UP & DOWN 16th NOTES

♩ = 100, 132

BLOCK CHORDS: 5ths & 3rds

♩ = 60, 72

ROCK BEAT #1

DRUMSET

♩ = 80, 112

SCBDA Junior Level Rudiments

Required P.A.S. Rhythmic Interpretations

Card A

Minimum Tempo ♩ = 84 for duple meter rudiments or ♩ = 56 for triple meter rudiments

5 Stroke Roll

Flam

Flam Accent

Single Paradiddle

Card B

9 Stroke Roll

Single Drag Tap

Flam

Flam Tap

* Using the opposite stickings versus those listed is permissible.

** All diddles of roll rudiments are interpreted as 32nd notes.

*** Notes in parentheses are optional.

Build Strong Relationships



(with students and parents)

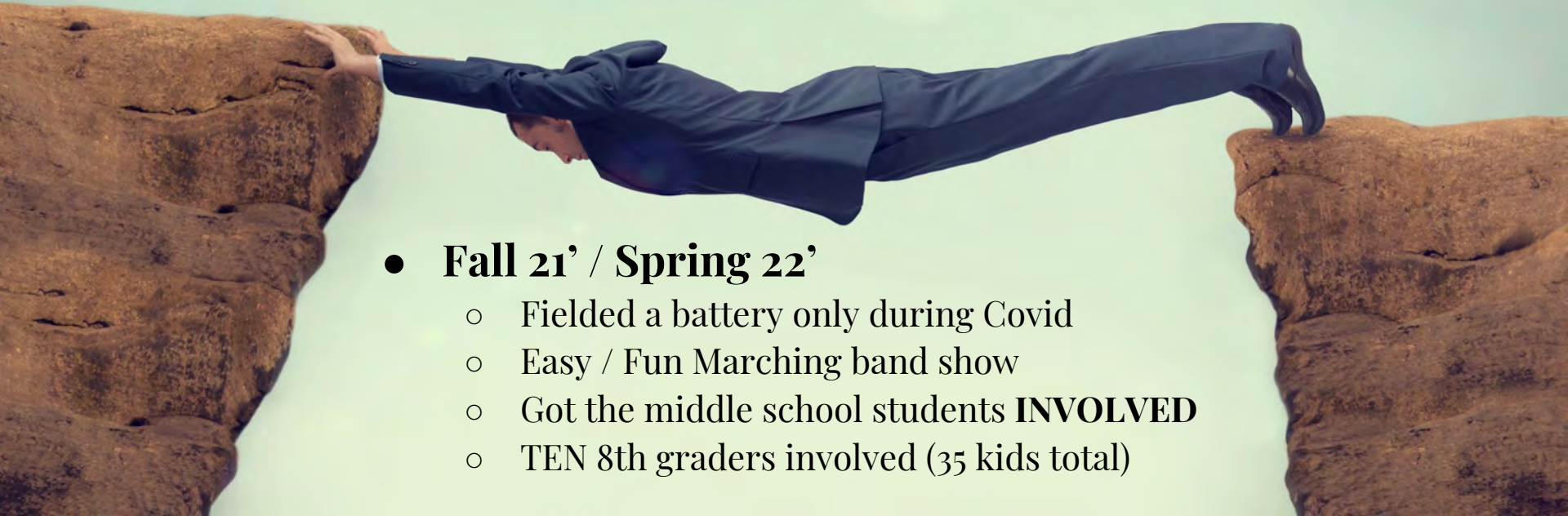
Have Open and Honest Communication

- EMail parents monthly to update them on student growth and successes
- I let parents know immediately if a student needs additional support
- Invite middle schoolers to all the high school events



So How Did We Bridge The Gap?

- **Spring of 21'**
 - Knowing we had 1 year until Dayton
 - FUNDAMENTAL technique
 - Scalar exercises
 - Basic 4-mallet technique
 - Rhythmic Check Patterns
 - Across the floors
 - Lot tunes / Jams

- 
- A man in a blue suit is performing a handstand on a rock ledge, with his body extended horizontally across a gap. This visual metaphor represents the concept of bridging a gap.
- **Fall 21' / Spring 22'**
 - Fielded a battery only during Covid
 - Easy / Fun Marching band show
 - Got the middle school students **INVOLVED**
 - TEN 8th graders involved (35 kids total)



Winter Calendar

Clover Calendar

November Auditions
December Music Rehearsals

January 29 - CWEA Premier
February 26 - CWEA Charlotte
February - SCMEA
March 5 - WGI Knoxville
March 12 - WGI Spartanburg Regional
March 17 - Community Preview
March 26 - CWEA Rock Hill
April 2 - CWEA Championships
April 20 - 23 - WGI Finals, Dayton

Monday - Sectionals, 4pm - 5:30pm
Tuesday - Small Gym, 4pm - 6:30pm
Thursday - Big Gym, 6pm - 9:15pm
Friday Before Shows

Saturday/Sunday Camps - 6 total

Fundraisers

Carolina Panthers Stadium
Poinsettias
AirPod Raffle
Field Day Park Music Rehearsal

Communicating Clear Expectations (to students AND parents)

Set Clear Expectations

Parent Meetings

- In-Person or Virtual
 - At least two meetings per season
- QR Codes
 - Email
 - Hard Copy
 - Band/Remind/etc.
- Finances / Budget / Time Commitments
- Signups for: **HELP**
 - First Aid
 - Bus Chaperones
 - Food
 - Equipment Pushers
- Communicate how you do these signups
 - Charms, Band, Google. etc.

Staff Meetings / Discussion

- Music Arranger
- Drill Arranger
- Techs
- Costume Companies
- Graphic Design
- Props / Set Design
 - USE YOUR COMMUNITIES STRENGTHS



Choosing a Show / Concept

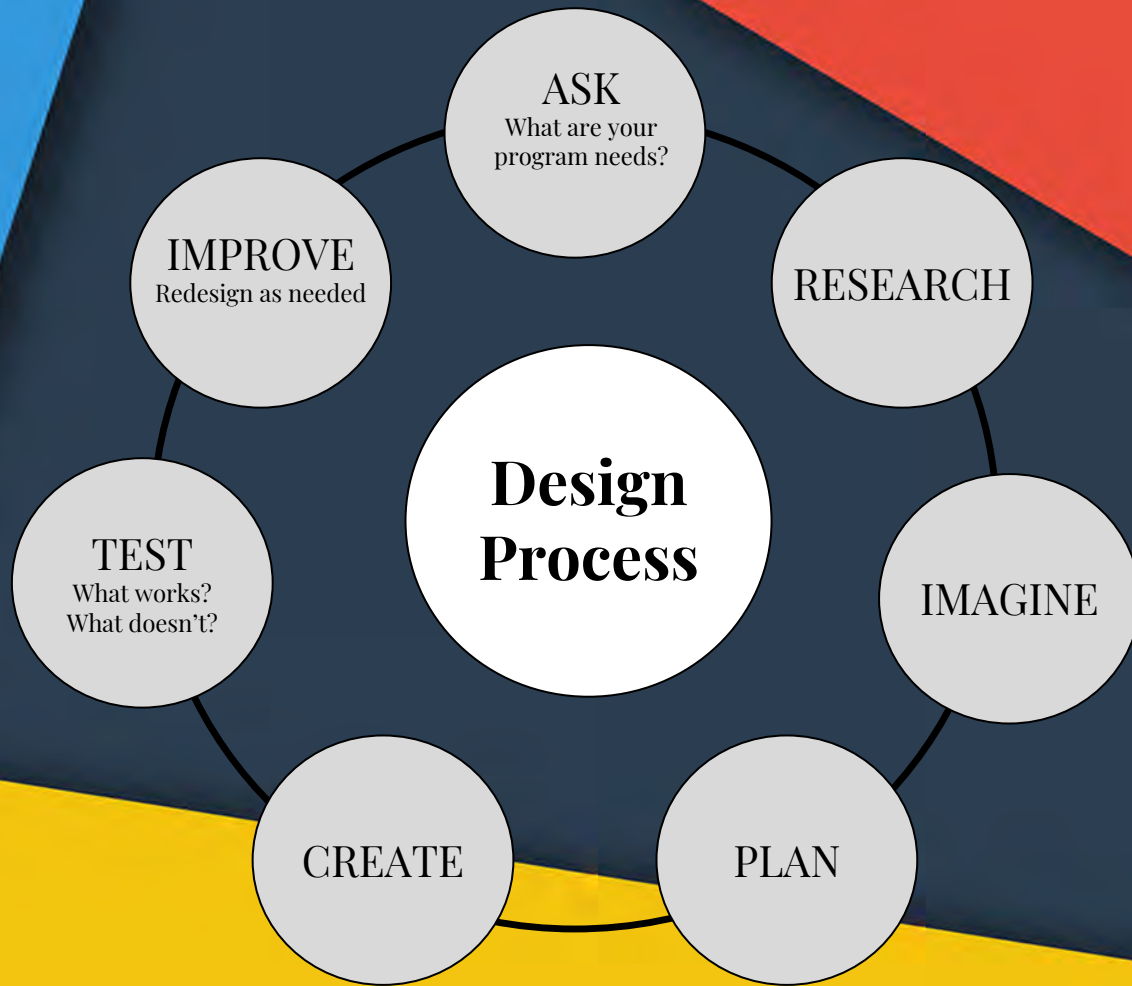


Things to ask yourself

How do I want my students to PERFORM musically, intellectually, and emotionally?

Who is your target audience?

Where do you get YOUR inspirations from?



Some ideas we discussed before choosing MEDUSA

Pirate Show

Ragtime Theme

Lion Witch & The Wardrobe

Greek Mythology

Pandora's Box

Clash of the Titans

Perseus...

How do we portray Medusa differently?





Clover HS 2022

January 29 - CWEA Premier
February 26 - CWEA Charlotte
March 5 - WGI Knoxville
March 12 - WGI Spartanburg Regional
March 17 - Community Preview
March 26 - CWEA Rock Hill
April 2 - CWEA Championships
April 20 - 23 - WGI Finals, Dayton



4 Snares
2 Quads
5 Bass
4 Cymbals
4 Marimbas
4 Vibes
Pedal Glock
Xylo
Drumset
4 Rack
3 Synth
2 Movement
1 Alternate

35 students





Best Picture
Best Documentary
Best Film Editing
Best Adapted Screenplay
Best Original Screenplay
Best Live Action Short Film



Best Original Score
Best Original Song
Best Sound Editing
Best Sound Mixing



Movement 1 - Beauty

- This movement will portray Medusa's pure beauty
- The drumline is in awe of her. She is the most beautiful woman ever
 - Is there a drumline character in love with her?
 - Is there a voiceover to portray us being in love with her?
- Begins with Angelic/Beautiful music
- Medusa is dressed in white and looks beautiful
- Main Prop theme is mirror in center.
 - She is seeing her beautiful reflection in the mirrors
- Battery is "hanging on" for her to stay beautiful at the end of mvt 1
- Stage is set with pillars (white/stone gray/gold leaves)



Movement 2 - Transformation



- Spiral circles to face beautiful Medusa - bring mirror prop forward (gorgon Medusa is hiding behind). Battery surrounds the beautiful Medusa with their bodies, mirror spins, battery flies back to reveal the gorgon and shielding their eyes and the beautiful Medusa is gone.
- Sad, Lonely, Depressed
 - Is she missing the person she was in love with in Movement 1?
- This movement depicts Medusa's struggle with her own demons
- Medusa is a Gorgon now - but she sees her old beautiful self in the mirror - mirror spins with her old/new self looking at each other
- Battery is not playing for most of ballade - have time to get drums off and do dance choreo?
 - Costume Change for Battery - White top off, change into "armor" for mvt 3
- Battery is avoiding her (can't look at her). One handed features, etc
- Pillars turn 180 degrees in place - remote control? Reveals black, red, destroyed pillars





Movement 3 - Total Khaos



- Backdrops change to broken greek pillars, dark like the underworld
- Battery now becomes “warriors” to search and kill Medusa
 - Medusa could bounce around the vinyl props, battery weaves/chases
- Kill Medusa by cutting off her head? Make this **EPIC and MEMORABLE**
 - Who will kill her? A cymbal player or the beautiful Medusa?
 - Does a piece of the mirror kill Medusa or a sword?
- Use a backlit white screen with a light behind it to cast a shadow of the “beheading”?
 - Where is this white screen / backlight staged during the show?
- Blindfolds over performers?





Kait

CHOREO BY KAIT

Dancer

Choreographer

Adjudicator

Musical Inspirations

(Click Links for Spotify)

Mvt. 1 - Beauty

- Something Beautiful / Angelic
 - [Phantom Regiment 03'](#)
 - [Elsa's Procession](#)
- [Madness](#)
 - "I see that look in your eyes, it makes me go blind"
- [It's a Sin](#)
- [Live Like Legends](#)
 - "When it rains, it pours, there will be blood in the water"
- [Dies Irae](#) - Mozart




Mvt. 2 - Transformation

- [Waves of Gray \(2:40\)](#)
- [Turn to Stone](#) (make sad)(1:30)
- [Symphony No. 9](#) - Mahler
- [Requiem, Agnus Dei](#)
- [Paint It Black](#) (costume change)
- [You Fall, You Die](#)
- [O Fortuna](#)
- [Adagio for Strings](#)
- [Requiem, Agnus Dei](#)

Mvt. 3 - Total Khaos

- [Warriors](#) (1:43)
- [Game of Survival](#)
 - "Are we the hunters or are we the prey?"
 - "This is a wild game of survival"
- [Emerge Part 2 - Ruelle](#)
- [E.S Posthumus - Arise](#)
- [In The End](#) (Linkin Park)

Uniform Ideas





Battery



Top Back

This design is property of Creative Costuming & Designs
which reserves exclusive rights for use and production 2021

Battery



Top Back

Keep Warrior Sash

Keep legs (dark stone gray instead of black)



What if a versace pattern like this was implemented?

We like this high neck

Implement a arm sleeve

Versace pattern here

Dark Stone Gray

Take white pullover and arm sleeve off during 2nd movement

This piece then looks like armor or "warrior" after top is removed? Dark Gray?

Black/Gold Armband?

Production

CCD-M1003

BATTERY

CCD-M1003-A
+ MODS



W/O Jacket



BACK

This design is property of Creative Costuming & Designs
which reserves exclusive rights for use and production 2021

BATTERY

CCD-M1003-A
+ MODS



W/O Jacket



BACK

This design is property of Creative Costuming & Designs
which reserves exclusive rights for use and production 2021

Students
must feel
comfortable
to perform
comfortable



W/O Jacket



BACK

This design is property of Creative Costuming & Designs
which reserves exclusive rights for use and production 2021

1



2



Final



Battery



Top Back

BATTERY
CCD-M1003-A
+ MODS

W/O Jacket



BACK

This design is property of Creative Costuming & Designs
which reserves exclusive rights for use and production 2021

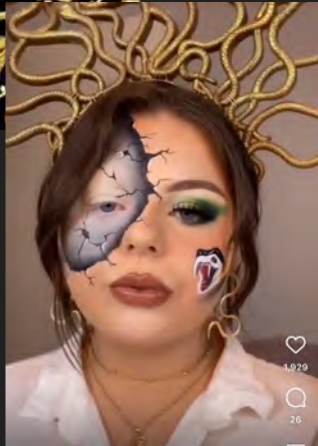

W/O Jacket




BACK


This design is property of Creative Costuming & Designs
which reserves exclusive rights for use and production 2021This design is property of Creative Costuming & Designs
which reserves exclusive rights for use and production 2021

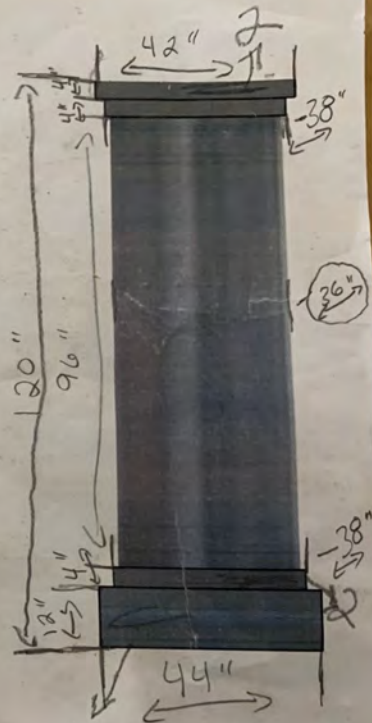
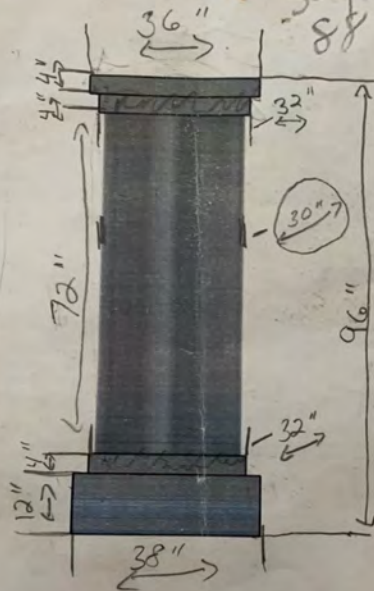
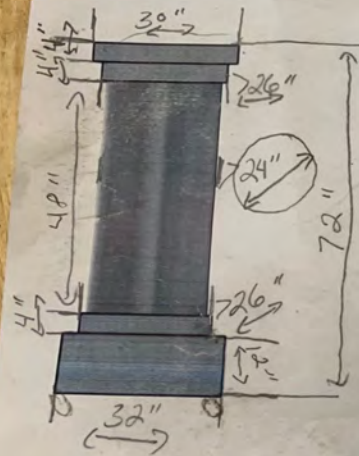
Color Scheme - Black / Gold / White





Set Design / Prop Ideas


















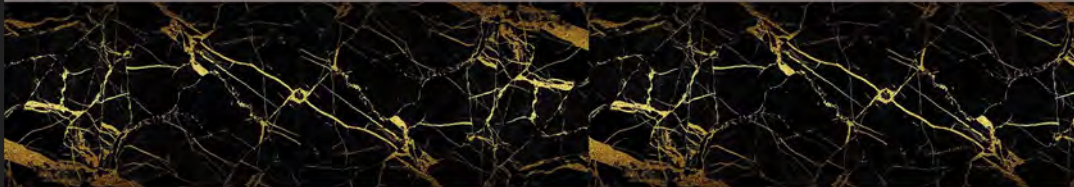
DrumSlips.com

TEMPLATE	UV TEMPLATE	VERSION	1.0
CLIENT	ORDER NUMBER		

SNARE DRUM



BASS DRUM



TENOR DRUMS



BASS DRUM HEAD





Field &
Floor **Fx**

VIC FIRTH

pi

REMO

Creative
Costuming
& Designs

SEAVINE

ON2 PERCUSSION

Pearl
ADAMS

Zildjian



wgi
SPORT OF THE ARTS

BANDS OF
Clover
CLOVER SOUTH CAROLINA

CWEA





Clower



Custom Jersey Design

@rubyrose_design from the UK
Found on Instagram













Boombah Sports - **LAST NAMES!**



Rehearsal Strategies



Themed Rehearsals

- Shipwrecked 
 - Pajama Rehearsal 
 - Sports Team Tuesday 
 - Glow Stick Rehearsal 
 - Section Colors 
 - In It To Win It Game Show 
 - Family Dinner  
 - Grilling Out 
 - Guest Clinicians 
 - Superhero Day 
 - Tropical Tuesday 
-





Shipwreck



Type: Physical/Thinking Game

Group Size: Large Group

Equipment: No equipment needed. Can be played on grass, a large gym floor, or a large inside space.

Instructions:

1. Define a “port” line and a “stern” line on opposite ends of the field/gym.
2. If the leader yells “stern” the group runs to the “stern” line, when “port” is yelled, group runs to “port” line.
3. When an action is yelled, the group acts them out. After each action, the last person or persons to perform it are out.
4. Suggested actions (make up an action to go with each one):
 - Captain’s coming (salute)
 - Seasick (throwing up over the edge of the boat)
 - Man overboard (pretending to toss a life preserver)
 - Three men in a boat (grab three people and huddle together)
 - Swab the poop deck (mopping actions)
 - Hit the deck (quickly get down on the ground in a face down position)

Hints: Pay attention to leader. Be able to recognize actions by name quickly. Perhaps run through each of them several times before beginning the elimination portion of the game. Use fewer actions with younger kids until they learn them – then add more actions.

Critique: Make up more actions. Play it outside on grass. Make “port” and “stern” lines further apart depending on fitness levels and group size.

Tarp Flip

Team Building Problem Solving



Keeping students engaged in the production




Buying into Character

Performance Flutter


Across the Floors



FACIAL MICRO EXPRESSIONS



The Face of Disgust




1. Lowered eyebrows

2. Wrinkling on the side
and bridge of the nose

3. Upper lip is raised
in an inverted "U"

4. Lower lip raised and
slightly protruding

The Face of Anger



1. Eyebrows pulled down and together

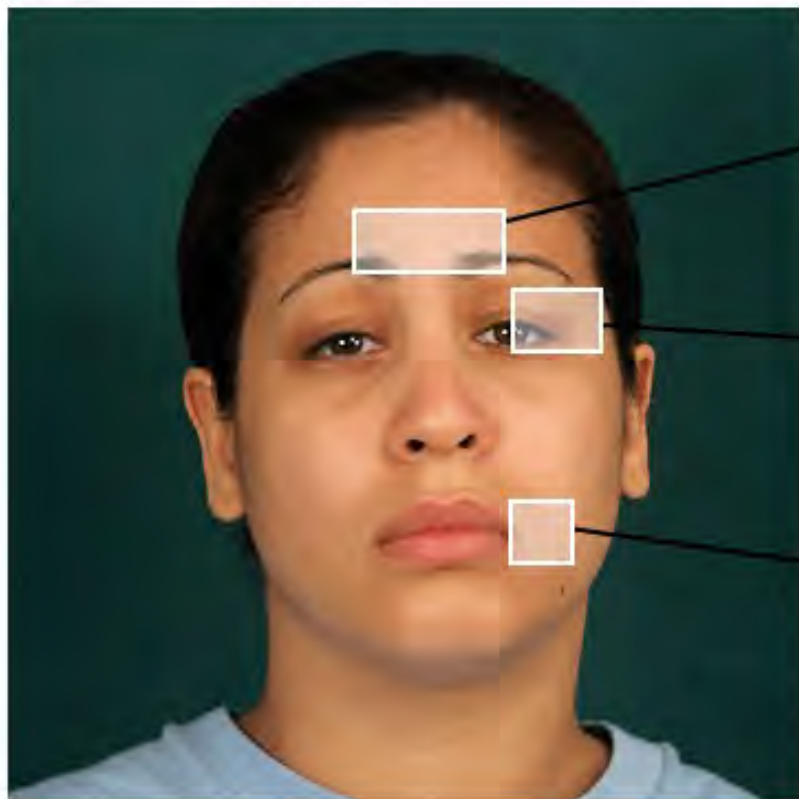
2. Eyes opened wide, staring hard

3. Lips pressed tightly together





The Face of Sadness

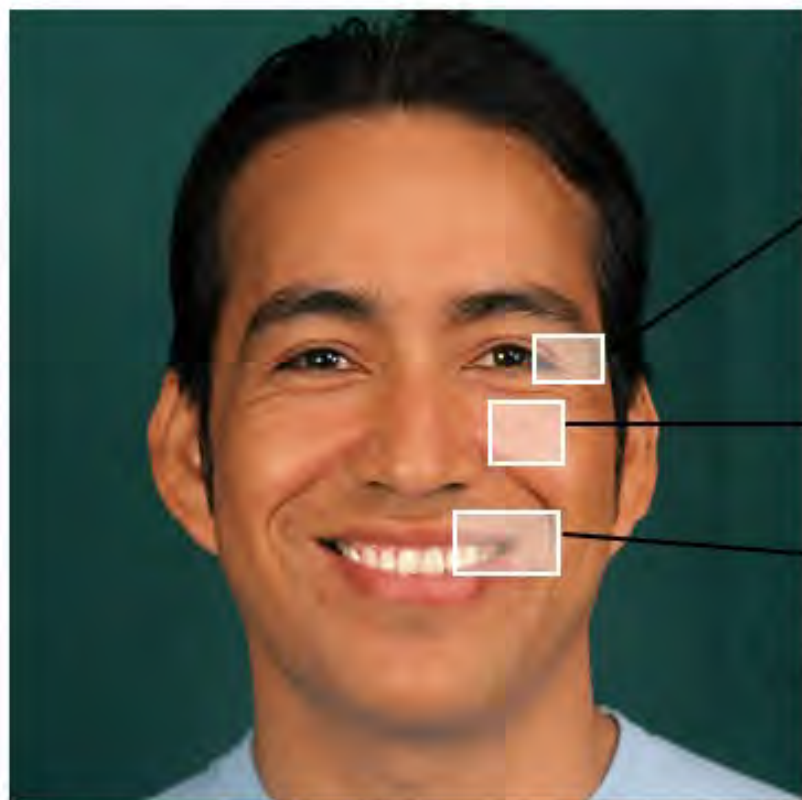


1. Inner corners of the eyebrows pulled up and together

2. Upper eyelids drooped and eyes looking down

3. Lip corners pulled downward

The Face of Happiness




1. Eyes are narrowed and there is some wrinkling around the eyes

2. Cheeks are raised

3. Lips are pulled back and teeth are exposed in a smile



The Face of Fear



1. Eyebrows raised and pulled together

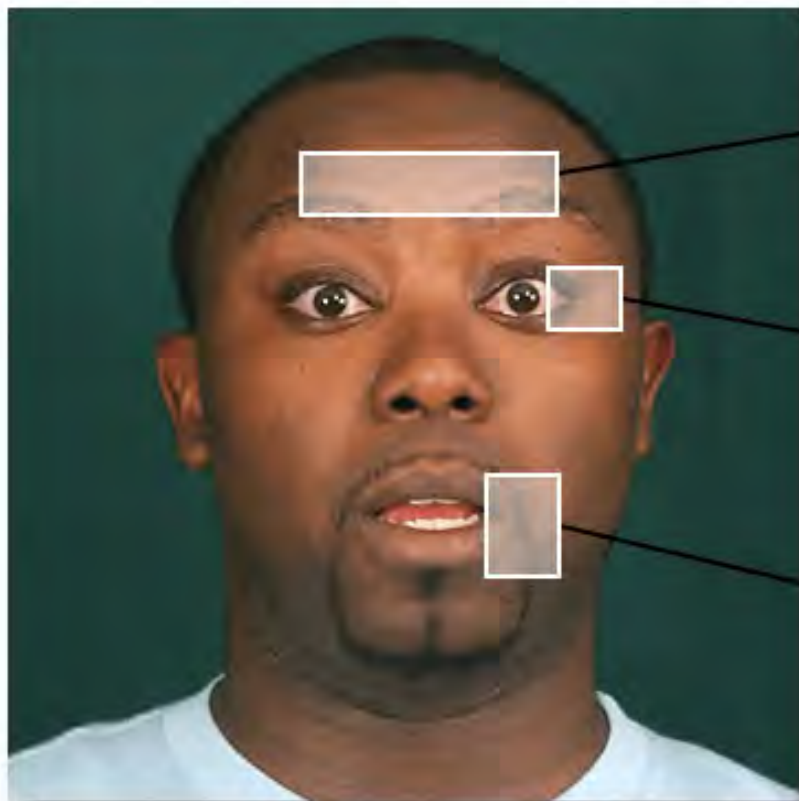
2. Raised upper eyelids

3. Tensed lower eyelids

4. Jaw dropped open and lips stretched horizontally backwards



The Face of Surprise

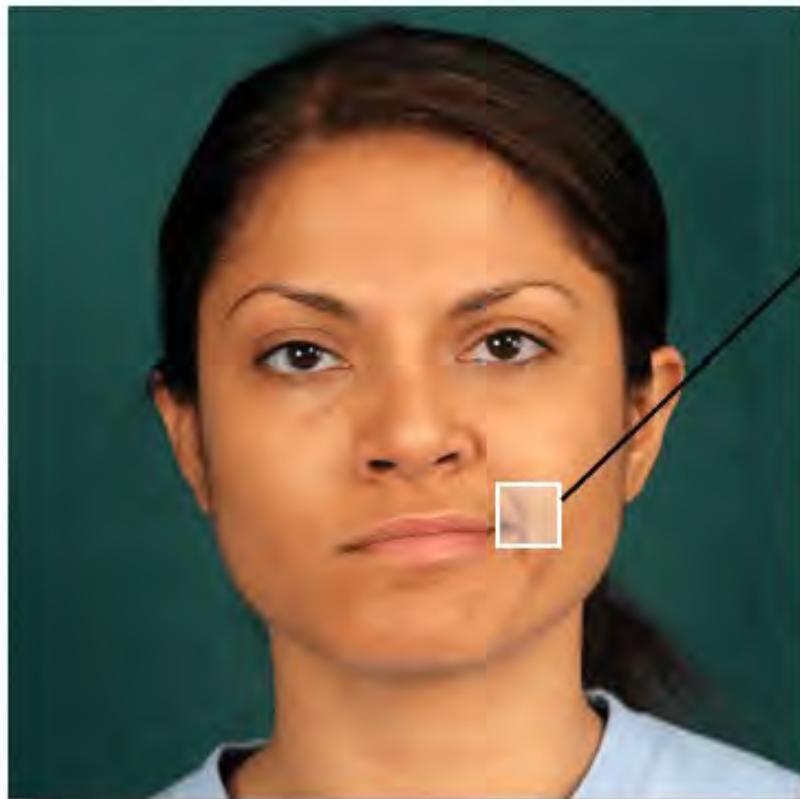


1. Eyebrows raised, but not drawn together

2. Upper eyelids raised, lower eyelids neutral

3. Jaw dropped down

The Face of Contempt



Tightened and raised
lip corner on one side
of the face

- Contempt is the only unilateral expression
- It can occur with or without a hint of a smile or angry expression

Facial Run Throughs

- Full Show Runs w/ mp3
- Write on board words/phrases that come to mind
- Pick 3 of the best words - how would you communicate this word/phrase with your FACE & body
- Happy does not always equal just a simple smile. Add Eyebrows, teeth, etc.
- Students sit in a circle with their backs to each other - try out the faces
- When practicing, have them look left, right, up, etc. because every neck motion will make the face feel different.
- 1 minute is a long time to do this to the music. They have to do it for 7+ minutes in a show...



Improv Activities

- **Brick Wall** in the center of the room. Have to get to the other side of the room. Kids watching have to be able to tell *HOW* you're getting over the wall.
- **Chair** in the middle of floor. Students enter room & go to sit in a chair, say their whole name, get up and leave. Do it with presence, poise, and confidence.
- **Stuck in Tar** - small groups.



Community Presence

Gives students sense of ownership where they live

Field Day Park - We made \$800 in 4 hours + had a fun music rehearsal

Go Away Parade - Lowes Bucket Drumming - Car Wash



CHS INDOOR DRUMLINE

THE ROAD TO WORLD CHAMPIONSHIPS



The Clover High School Indoor Drumline requests your help! We are a dedicated group of 34 musicians and dancers from Oakridge Middle, Clover Middle, and Clover High School. We are on a journey back to Dayton Ohio for Winter Guard International WORLD CHAMPIONSHIPS April 21st - 24th. We are currently ranked 3rd in the United States and are hoping to medal this season. Our 2022 Production is entitled "Medusa"



To operate and get these kids on the road to the competitions costs us around \$60,000. Our goal for this fundraiser today is \$5,000.

Donations will help fund:

- Charter Buses to Dayton (\$6,000)
- Semi Truck and Fuel (\$10,000)
- Hotel / Housing (\$14,000)
- Meals / Food (\$4,000)
- Show Design / Costumes (\$25,000)



Your donation helps inspire a young, upcoming musician, and the leaders of tomorrow. Thank you for your support!


Clover Bands is 501(c)3 non-profit. If you'd like to make a tax deductible donation, please contact Ryan.Hall@clover.k12.sc.us



SCAN ME



PUT THE MIC DOWN
BRING IN SOMEONE ELSE



Chris Smith is currently the Director of Percussion at Catawba Ridge High School in Fort Mill, SC and directs their Percussion Scholastic Concert World percussion Ensemble. Prior, he served as the Director of Percussion at East Lincoln High School. During his time at ELSHS he led the percussion ensemble to a WGI bronze medal in the Percussion Scholastic Concert Open class in 2019. Chris is a native of Denver, NC and earned his Bachelor's Degree in Music Education at Western Carolina University in Cullowhee, North Carolina. During his time at Western Carolina University he was a performer with the Asheville Symphony Orchestra, the WCU Wind Ensemble, Percussion Ensemble, and "Pride of the Mountains" Marching Band. Chris has served on the Advisory Council for Winter Guard International, and currently serves on the Advisory Council for the Carolina Winter Ensemble Association. He currently resides in Mt. Holly, NC with his wife.



JEREMY WALL



Jeremy Wall is currently the Pennsylvania Director for Western Ford High School, Fort Mill Middle School and Springfield Middle School.

Jeremy holds a master's degree in Percussion Performance from Northern Illinois University and Bachelor's degree in Music Education from the University of Illinois, Urbana-Champaign. While obtaining both degrees Jeremy was involved with various groups including the NU Percussion Ensemble, NU Jazz Band, UIC Jazz Band, and the Marching Illini where they performed at the 2015 Macy's Thanksgiving Day Parade.

Jeremy has been very active in the marching community. He has experience marching in both WGI and DCs. Jeremy finished Green Thunder Percussion in 2001-2003 and Cavaliers Indoor Percussion in 2013. He was under drum in 2003 and 2019. In addition, he performed with the 7-time DC World Champion Cavaliers Drum and Bugle Corps from

In 2010, Jeremy was a snare instructor for the Spirit of Atlanta Drum and Bugle Corps. Jeremy was previously the percussion director at Gooden Community Schools in Gooden, IN. In this role, Jeremy oversaw the percussion section during marching band, percussion ensembles, and percussion assemblies in grades 6-12. Jeremy was the director of Gooden Winter Percussion on Open Class concert percussion ensemble that competed in IMA and ISS.

Imagery is carefully crafted by innovative filmmakers.

Innovative Percussion



Guest Clinician

ALEX
VAUGHN

Alex earned a bachelor's degree in music education from Western Carolina University. During his undergraduate studies, he performed with the Wind Ensemble, Percussion Ensemble, and the "Pride of the Mountains" marching band.

Alex has been a part of several DCI, DCA, and WGI groups, such as Wake Forest Independent, Carolina Gold, Palmetto Persuasion, Carolina Crown, and Bluecoats as a performer, and Spirit of Atlanta and Civitas Independent as an educator.

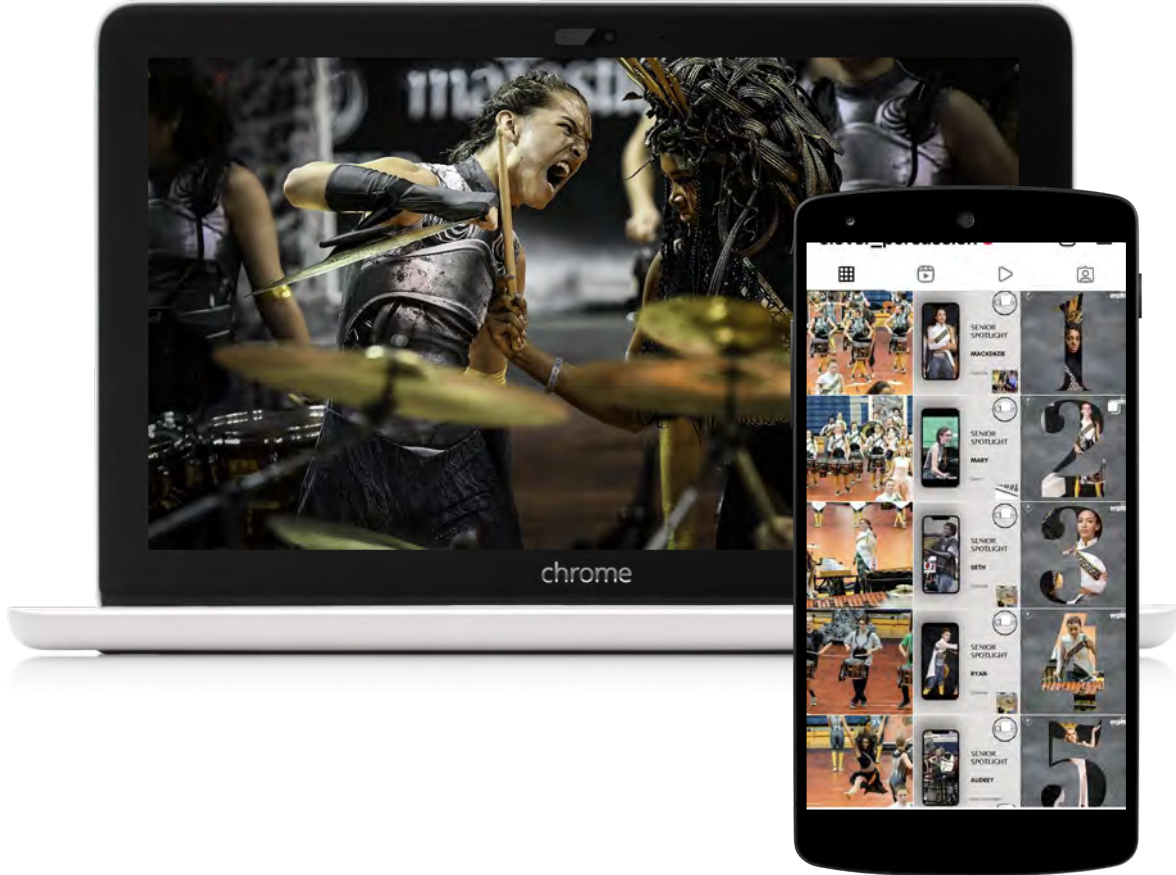

Social Medusa

Don't Look Away

Social Media Presence

Instagram: @Clover_Percussion

Facebook: @CloverPercussion



CLOVER



2022



10

9

8

7

6


5

4

3

2

1




CONGRATULATIONS!

Catwaba Ridge | Clover | Dorman
Mauldin | Ninety-Six | T.L. Hanna


PRELIMS

THURSDAY APRIL 21ST
12:30PM
WEIGHT STATE NETTER
CENTER




SEMIFINALS

FRIDAY APRIL 22ND
10:30AM
WEIGHT STATE NETTER
CENTER



WORLD FINALS

FRIDAY APRIL 22ND
10:30PM
UNIVERSITY OF DAYTON ARENA





Dayton Recreation Center



2021 West Third Street
Dayton, OH 45417

\$75 obo

ELEGANT REHEARSAL SITE FOR SALE

- DAYTON REC CENTER
- FRIDAY, APRIL 22ND
- 2PM - 3PM

828-443-0944
Ryan.Hall@clover.k12.sc.us

BUKE MAYO BOWL




PERCUSSION FUNDRAISER

Help us get to Dayton Ohio by working this event with Mr. Hall!

Thursday December 30th
9:00am
Bank of America Stadium
Signup in Charms!

I will be donating 50% of my wheel time to one lucky percussionist. I will place all the names of every percussion parent/student/family member who signs up for this event into a hat. I will draw a lucky winner who will receive an extra \$50 towards their band membership - Mr. Hall.





Saturday, 2 April 2022

CWEA CHAMPIONSHIPS





CWEA



Clover Indoor Drumline

Dorman High School Main Gym

April 2nd 2022

5:00pm

General Admission - \$20

CWEA



CWEA

Don't Forget Why We Do This Activity



The mission of WGI Sport of the Arts is to inspire and educate young performers around the world with unparalleled competitions and events with the spirit of inclusion, personal development, and community.

Contact

Ryan Hall

rahallo944@gmail.com

www.RyanHallPercussion.com

Anne Turner

cloverpercussion@gmail.com

