



**Winds World Championships  
University of Dayton Arena Site Info  
1801 S. Edwin C. Moses Boulevard  
Dayton, OH 45417**

- The arena is situated on three floors:
  - The lower level is the contest floor, entrances and exits for the contest floor, ensemble first aid and staging area.
  - The walk-in level is the warm up areas, ticket office, entrance to the arena for competing ensembles, entrances for spectators and non-performing ensembles.
  - On the upper level is Headquarters and Director Check In (entrance on first level, south end).
- Parking for ensembles and spectators is abundant. Spectators enter at Parking Gate C & D.
- Each ensemble will be allotted 4 parking passes. See maps for details and for traffic flow.
- There are no dressing facilities available. Please arrive at the arena in competitive attire.
- All warm ups will be conducted in the parking lot. In the event of inclement weather, the tent located outside of the tunnel entrance and the Football Locker Room will be utilized for warm up.
- There is an indoor community room located in the Football Locker Room that may be utilized 30 minutes prior to your ready line time. There is to be no organized playing in the community room. In the event of inclement weather, the Football Locker Room becomes a second warm up area and the community room will no longer be available.
- Indoor Dancer/Color Guard Warm Up Space will be in the tent located outside of the tunnel entrance. If there is inclement weather requiring the use of tent warm-ups, this area must be cleared and available for the scheduled groups to warm up.
- All trucks or vehicles of any kind must be moved to the designated Loading/Unloading area behind UD Arena at the conclusion of your ensemble's warm up time.
- Open and World Class finalists will move all trucks and buses after reload to a remote lot. Please see map in packet below for directions.
- All trucks must be moved out of the designated Loading/Unloading area 60 minutes after the ensemble's performance concludes.
- An 11' tall black drape will adorn the back wall of the competition area. Ensembles will not be permitted to assemble props that are larger than 10' tall until they enter the competition area.
- The floor is concrete. A black tarp will cover the entire competition area.
- The competition area is 72' X 106'. Please see the floor plan for more details.
- Power Specifications - WGIA will provide two 20 amp dedicated circuits on the front and back sidelines.
- Please report to the top of the tunnel no earlier than your listed report time. Top of the tunnel times are listed in the logistical schedules.
- Groups are not permitted to run power from any building power access in any parking lots. Please plan to use generators should you want power in warm up or loading.



## 2022 UD ARENA PROCEDURES

**UD ARENA IS NOW CASHLESS:** Box Office, Concession stands, and the UD team store are now **100% cashless**. They will accept all major credit cards, debit cards, Apple Pay and Google Pay.

**METAL DETECTORS:** All persons will walk through a metal detector or be screened with a hand-held metal detector, to search for prohibited items any time they enter or re-enter the building. **Please allow extra time** to your arrival to the arena to account for this process.

**NO EQUIPMENT** will be allowed in the main spectator arena entrances. Equipment may only enter the building through the designated performance entrance at the top of the tunnel.

**ALL BAGS ARE SUBJECT TO SEARCH.** We ask you to please limit the number of bags/purses/small backpacks being brought into the arena. Personal bags may be allowed after a thorough inspection. Bags and backpacks larger than 16x16x8 are not permitted except for diaper bags and medical equipment which are subject to inspection at any time.

**Flag bags/ equipment bags/ cymbal bags are not permitted in the spectator entrances.**

**PROHIBITED ITEMS:** Including, but not limited to: firearms, weapons of any kind, outside food and drink, strollers, signs larger than 8.5 x 11, tripods, balloons, animals (with the exception of service animals), camera lenses longer than eight (8) inches, laser pointers, and noisemakers



# WGI Winds World Championships University of Dayton Arena



Equipment Truck  
Loading/Unloading  
ONLY

Indoor Dancer/  
Color Guard  
Warm Up

Ensemble Staging  
Community  
Room

UD  
Arena

WGI Headquarters  
Boesch Lounge and  
Director Check In

Lettered  
Warm Up  
Lot

University of  
Dayton Arena  
See additional map for letters

VIP  
Parking  
(Pass Required)

Vendor Parking  
(Pass Required)  
Vendor  
Tent  
Vendor Parking  
(Pass Required)

Spectator  
Entrance

Tickets

Spectator  
Parking

Spectator  
Parking

Bus/Truck Parking  
EXCEPT SATURDAY

Spectator Parking

Spectator  
Parking

Spectator  
Parking

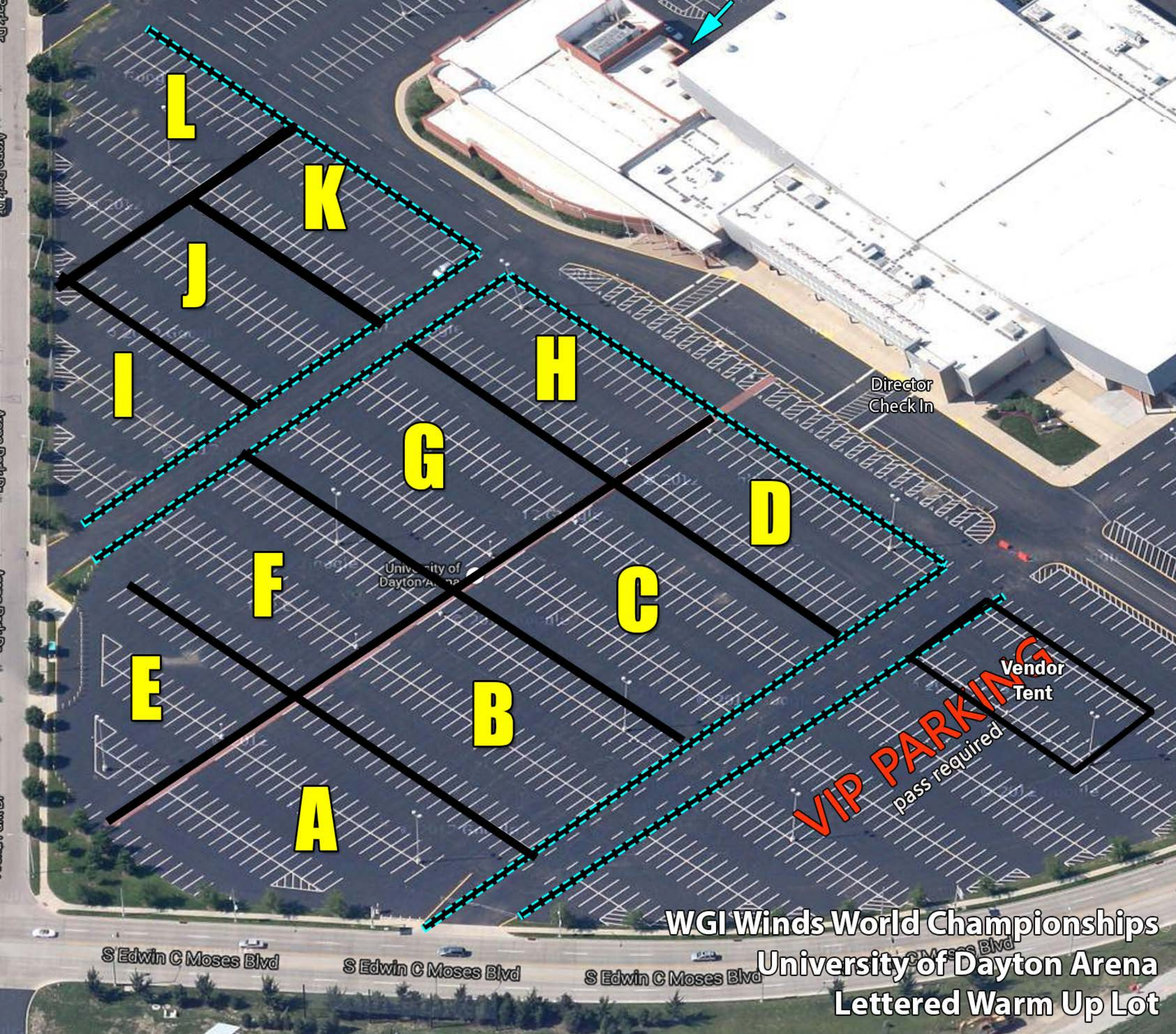
\*Tent locations are approximate

S Edwin C Moses Blvd

S Edwin C Moses Blvd

S Edwin C Moses Blvd





L

K

J

I

H

G

D

F

C

E

B

A

Director  
Check In

Vendor  
Tent

VIP PARKING  
pass required

WGI Winds World Championships  
University of Dayton Arena  
Lettered Warm Up Lot

S Edwin C Moses Blvd

S Edwin C Moses Blvd

S Edwin C Moses Blvd



# WGI Winds World Championships University of Dayton Arena Inclement Weather Plan



Bus/Truck Parking  
EXCEPT SATURDAY

Spectator  
Parking

Spectator Parking

Spectator  
Parking

Spectator  
Parking

Equipment Truck  
Loading/Unloading  
ONLY

Warm Up  
A

Ensemble Staging  
Warm Up B

UD  
Arena

WGI Headquarters  
Boesch Lounge and  
Director Check In

Spectator  
Entrance

Tickets

Spectator  
Parking

Vendor Parking  
(Pass Required)

Vendor  
Tent

Vendor Parking  
(Pass Required)

Lettered  
Warm Up  
Lot

University of  
Dayton Arena  
See additional map for letters

VIP  
Parking  
(Pass Required)

\*Tent locations are approximate

S Edwin C Moses Blvd

S Edwin C Moses Blvd

S Edwin C Moses Blvd

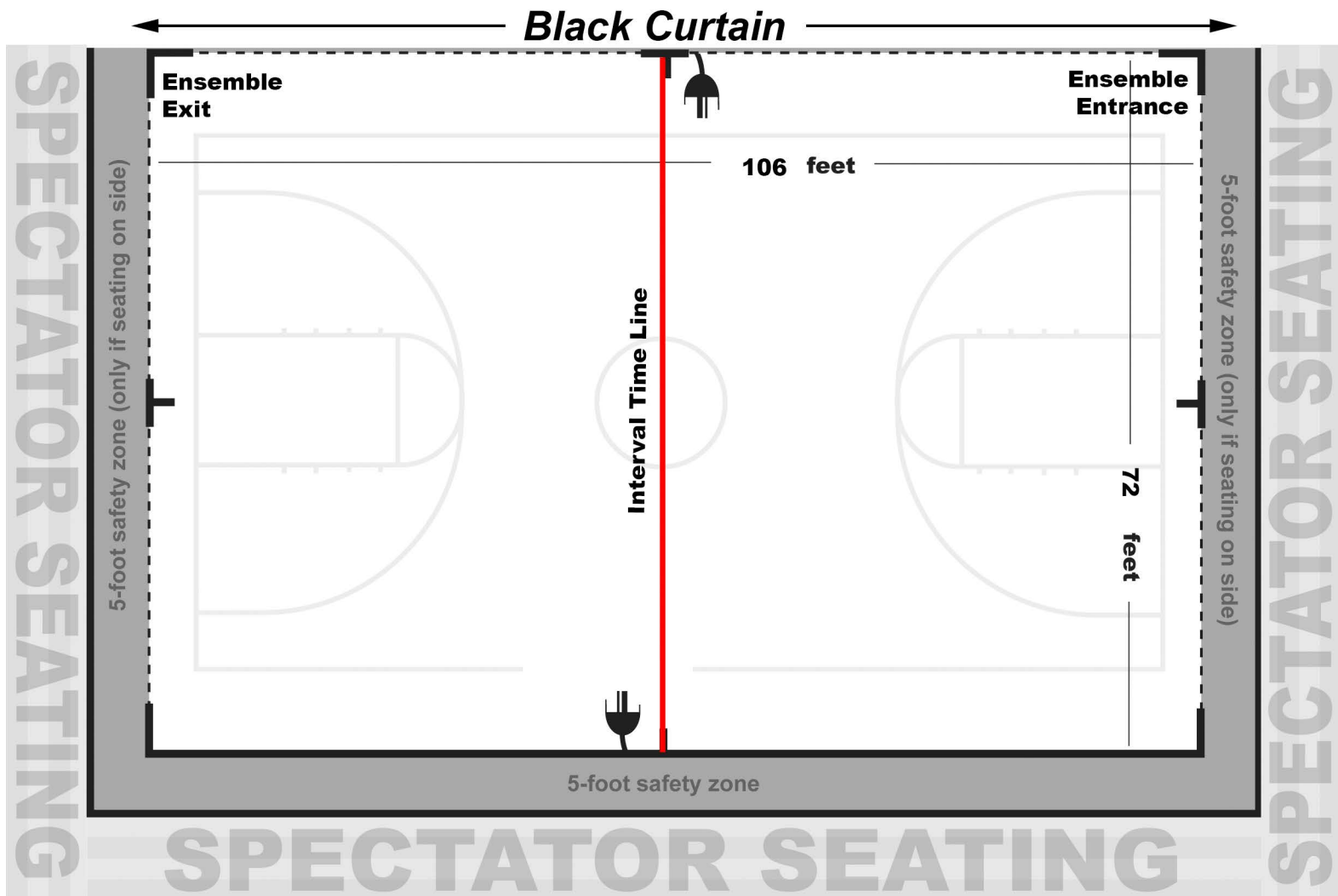





## Winds World Championship Competition Area University of Dayton Arena, Dayton, OH

All WGI contest sites must have a minimum of seventy by one hundred feet (70' x 100') to accommodate a “safety zone” of five (5) feet from any spectator seating. If no spectators are seated on the left and right sides, then the safety zone will be eliminated on the left and right sides of the competition area and could extend to a maximum of 106' X 72'.

All performing groups must be prepared to perform within the set competition area. Floors (tarps) may not extend into the safety zones per rules found in the WGI Adjudication Manual and Rulebook.





# WGI Winds World Championships University of Dayton Arena

Exit

Entrance

106'

72'

Interval Time Line





9'

9'

CORNELL  
CAUTION: AUTOMATIC  
CLOSING FIRE DOOR

ALWAYS  
FLY



THESE WILL ALL BE REMOVED

ALWAYS

FLY

TOGETHER

COLIN'S CORNER


Rail to Rail Width  
9' 6"

Max Height  
9'




# 2022 Winds World Championships

## UD Arena – Back Staging Hallway




You must be able to fit all equipment in this hallway through this doorway that is 5' 5" wide and 6' 6" tall.






# 2022 TUNNEL SPECS

## UNIVERSITY OF DAYTON ARENA





# 2022 PERFORMANCE ENTRY UNIVERSITY OF DAYTON ARENA





# 2022 PERFORMANCE EXIT UNIVERSITY OF DAYTON ARENA

10' 5"

10' 9"

