



**Winds World Championships
University of Dayton Arena Site Info
1801 S. Edwin C. Moses Boulevard
Dayton, OH 45417**

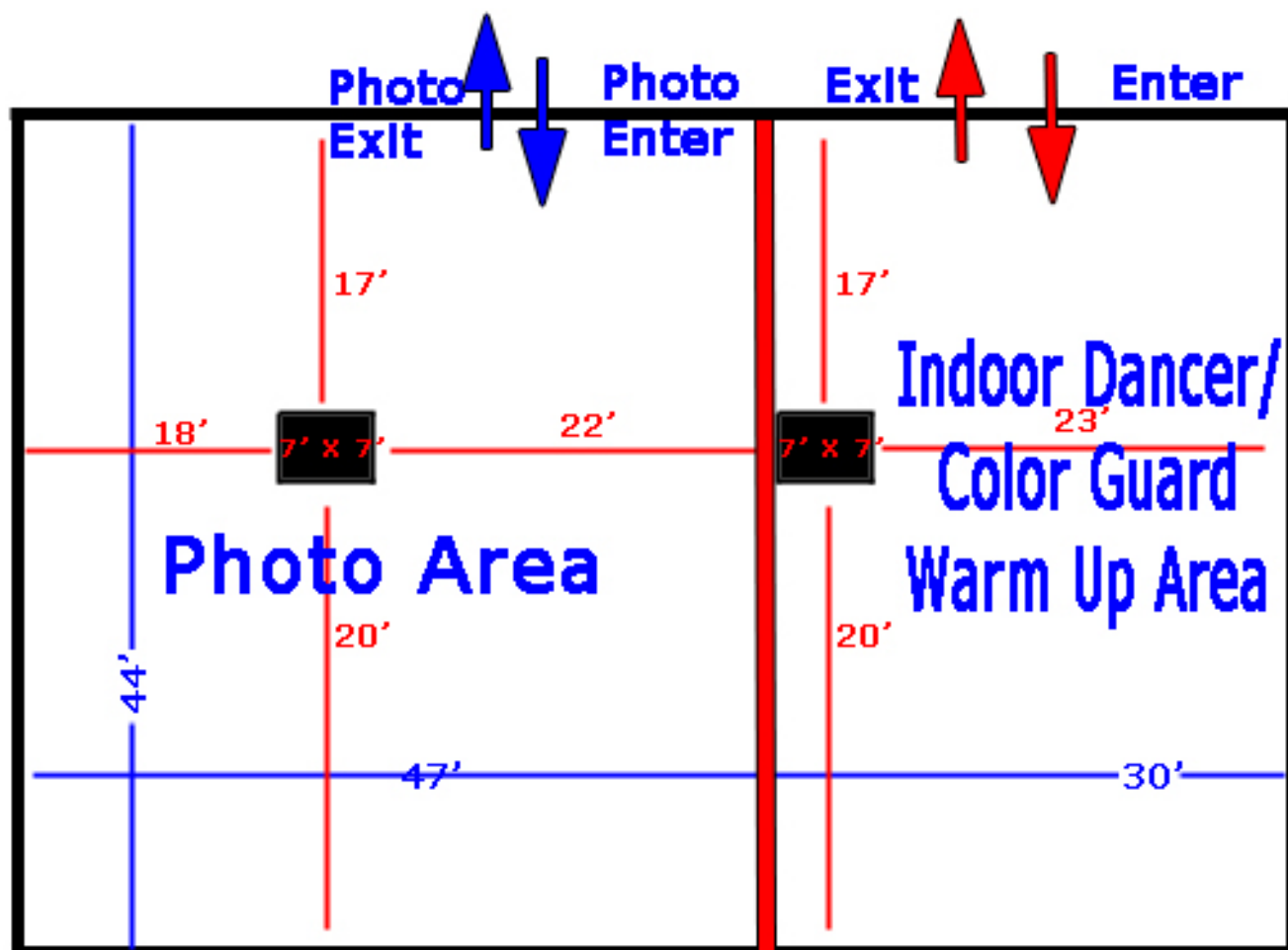
- The arena is situated on three floors:
 - The lower level is the contest floor, entrances and exits for the contest floor, ensemble first aid and staging area.
 - The walk-in level is the warm up areas, ticket office, entrance to the arena for competing ensembles, entrances for spectators and non-performing ensembles.
 - On the upper level is Headquarters (entrance on first level, south end).
- Parking for ensembles and spectators is abundant. Spectators enter at Parking Gate C & D. There is a \$5 per vehicle parking fee. Each ensemble will be allotted 3 parking passes. See maps for details and for traffic flow.
- There are no dressing facilities available. Please arrive at the arena in competitive attire.
- All warm ups will be conducted in the parking lot. There are two tents outside Performance Check In that may be utilized. Please see logistical schedule for your ensemble's tent times.
- All trucks or vehicles of any kind must be moved to the designated Loading/Unloading area behind UD Arena at the conclusion of your ensemble's warm up time.
- Open and World Class finalists will move all trucks and buses after reload to a remote lot. Please see map in packet below for directions.
- All trucks must be moved out of the designated Loading/Unloading area 60 minutes after the ensemble's performance concludes.
- An 11' tall black drape will adorn the back wall of the competition area. Ensembles will not be permitted to assemble props that are larger than 10' tall until they enter the competition area.
- The floor is concrete. A black tarp will cover the entire competition area.
- The competition area is 106 'X 72'. Please see the floor plan for more details.
- Power Specifications - WGIA will provide two 20 amp dedicated circuits on the front and back sidelines.
- Please report to Performance Check In no earlier than your listed report time. Performance Check In times are listed in the logistical schedules.

REMINDER - Your ensemble MUST check in at Championship Headquarters in the Boesch Lounge at UD Arena prior to your prelims performance no matter what venue your prelims is located to pick up all contest materials. Those ensembles who do not check in at Championship Headquarters may be denied entrance to the facility.

Percussion World Championships

UD Arena

Indoor Dancer/Color Guard Warm Up Specs



Ceiling Height at doors - 20' to the lights, it is higher between the lights

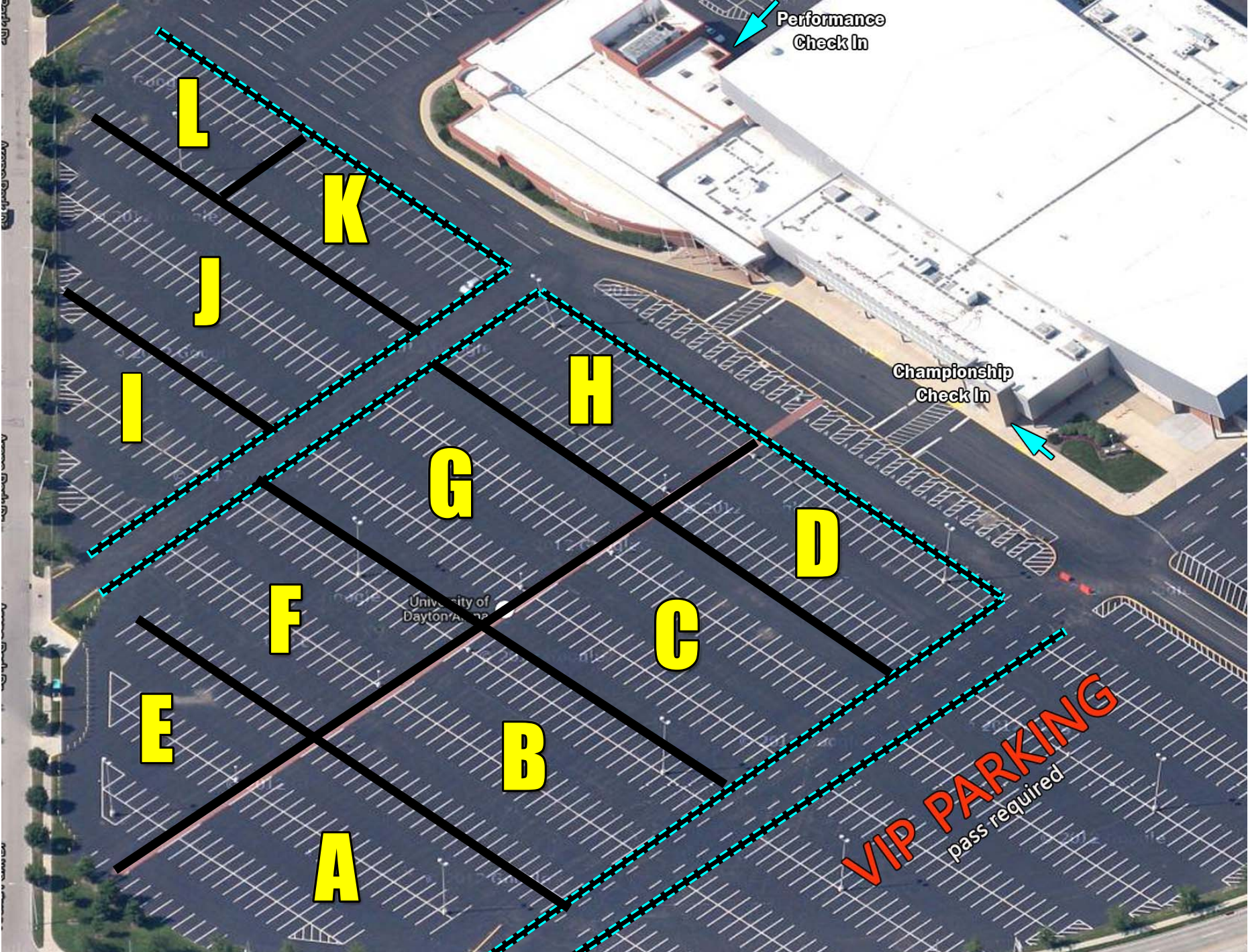
Ceiling Height at wall - 12' to the lights, it is higher in between the lights

↓ UD Arena

WGI Percussion World Championships University of Dayton Arena



*Tent locations are approximate



Performance
Check In

Championship
Check In

VIP PARKING
pass required

WGI Percussion World Championships
University of Dayton Arena
Lettered Warm Up Lot

S Edwin C Moses Blvd

S Edwin C Moses Blvd

S Edwin C Moses Blvd

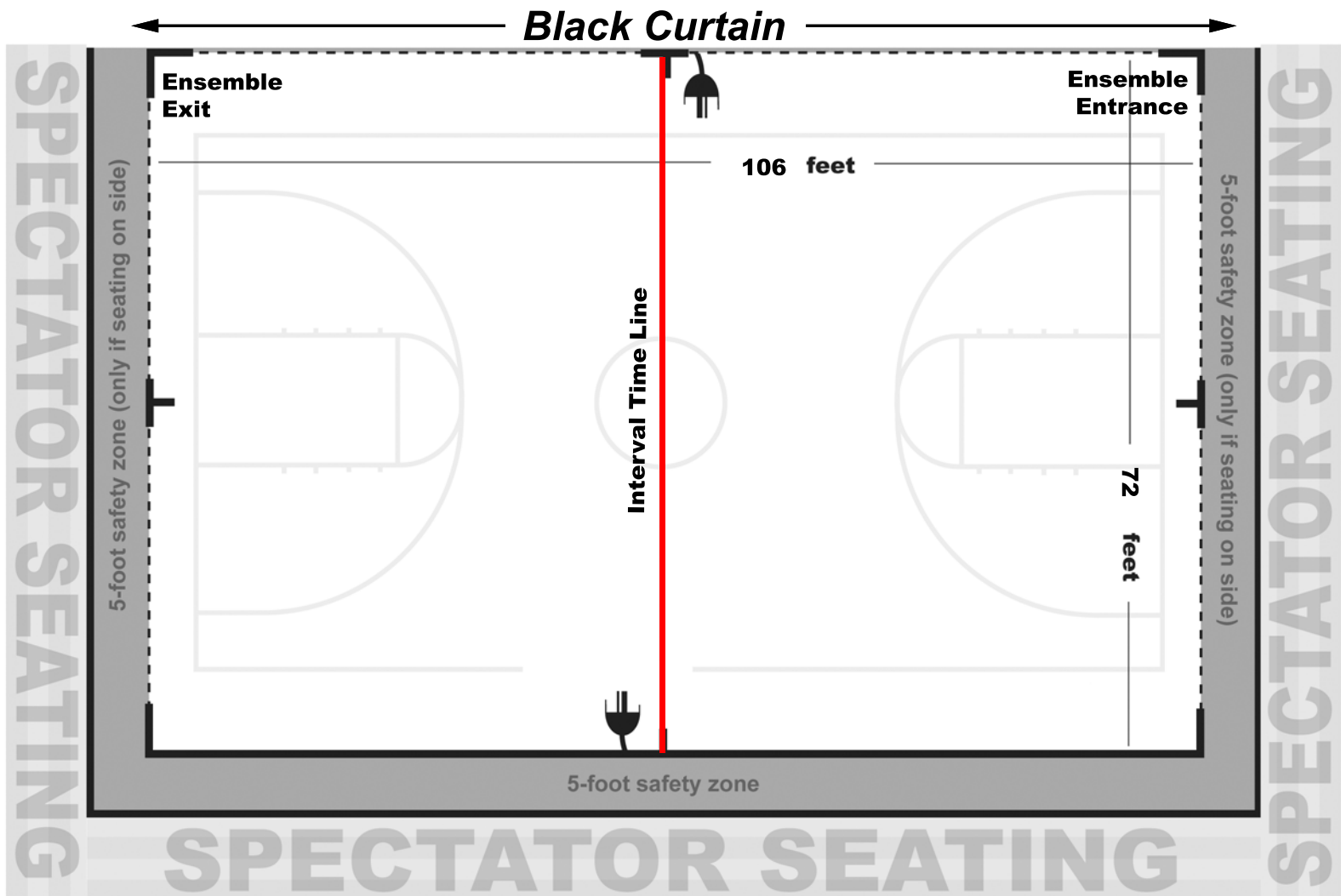
S Edwin C Moses Blvd




Percussion World Championship Competition Area University of Dayton Arena, Dayton, OH

All WGI contest sites must have a minimum of seventy by one hundred feet (70' x 100') to accommodate a "safety zone" of five (5) feet from any spectator seating. If no spectators are seated on the left and right sides, then the safety zone will be eliminated on the left and right sides of the competition area and could extend to a maximum of 106' X 72'.

All performing groups must be prepared to perform within the set competition area. Floors (tarps) may not extend into the safety zones per rules found in the WGI Adjudication Manual and Rulebook.



WGI Percussion World Championships University of Dayton Arena



Exit

Entrance

106'

Interval Time Line

72'