



**Color Guard World Championships
Cintas Center Site Info
Xavier University
1624 Herald Avenue
Cincinnati, OH 45207**

- The facility is situated on two levels. The color guards will enter on the lower level, west entrance. Body will be on the upper level, while equipment will be on the lower level. Spectators will enter and operate on the upper level.
- School is in session at Xavier University and the Cintas Center is located in the heart of campus. Equipment buses and trucks may park in C-3 or C-4. Spectators may park in Lot C-2 only. Please DO NOT park in C-1 next to Performance Check In. See maps for details and traffic flow.
- Traffic can be very congested in Cincinnati and surrounding areas. Xavier University is located just northeast of downtown Cincinnati. Please plan accordingly.
- Floors and props may not be unloaded until one hour prior to your performance time. Each color guard must designate a representative to stay with floor/props prior to competition at all times. All floors and props must be loaded immediately following the conclusion of your performance time.
- Dressing facilities are very limited. Please come in competitive attire.
- A black drape will adorn the back stands of the arena.
- The floor surface is concrete covered with a black tarp.
- The mixing board for the sound system and the sound person will be located in the front stands. The WGI sound person will have control of the level of sound. See contest info packet for sound check times.
- The competition area is 70' x 106'. Please see the floor plan for more details.
- There will be electrical power available at the front and back sidelines.
- Height of the facility is more than adequate.
- There are separate areas for body and equipment. Music may be used in body and equipment at moderate levels. WGI does not provide a sound system in any warm up area. If you wish to use music, please provide your own system.
- There are no floor folding facilities available.
- Please report to Performance Check In no earlier than your listed report time. Performance Check In times are listed in the logistical schedule. Participant wristbands will allow entrance at regular doors.

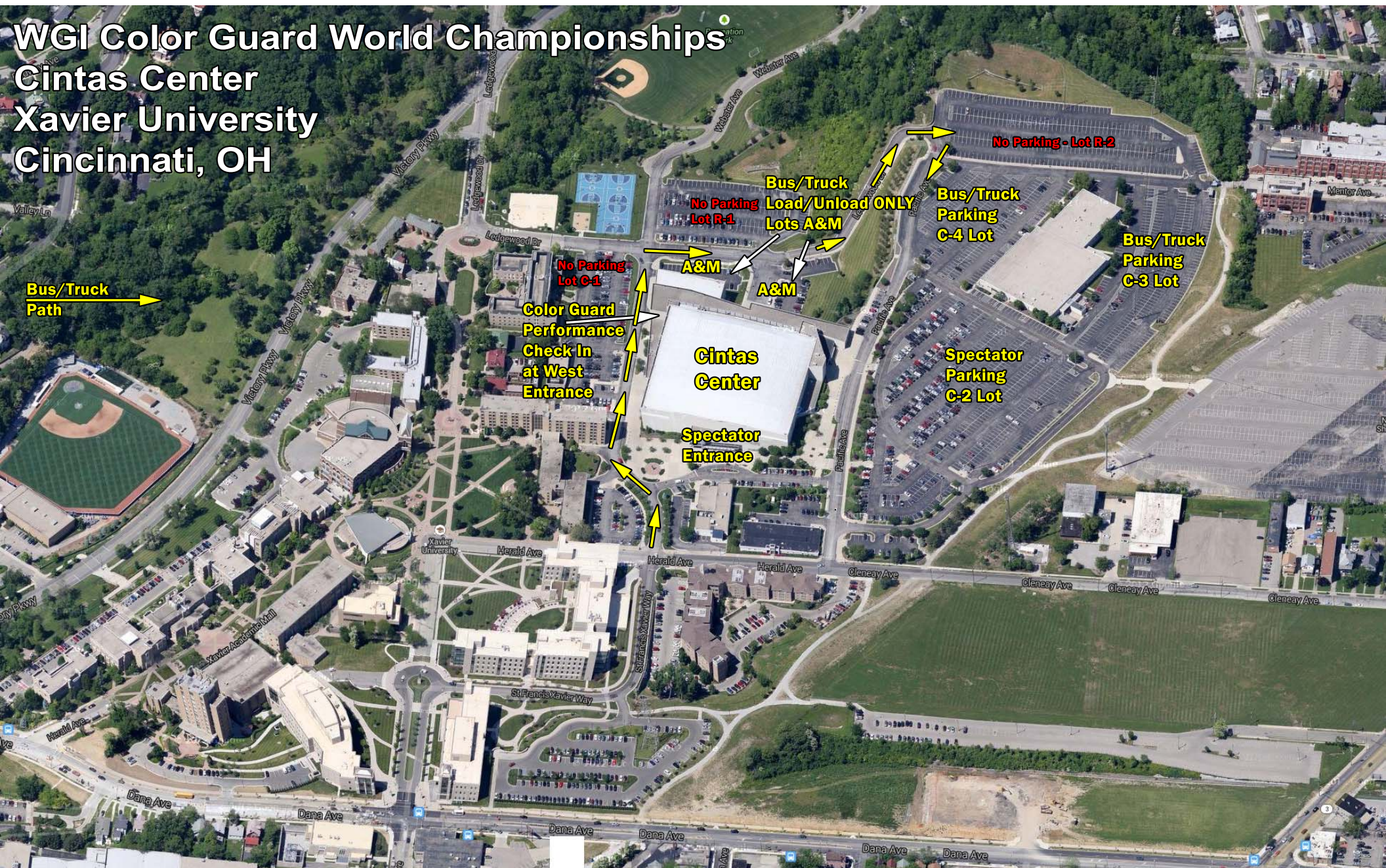
REMINDER - Your color guard MUST check in at Championship Headquarters (Boesch Lounge, UD Arena) prior to your performance at the Cintas Center to pick up all contest material. Those color guards who do not check in at Championship Headquarters may be denied entrance to the facility.

WGI Color Guard World Championships

Cintas Center

Xavier University

Cincinnati, OH



Bus/Truck Path

No Parking Lot C-1
Color Guard Performance Check In at West Entrance

No Parking Lot R-1

Bus/Truck Load/Unload ONLY Lots A&M

A&M

A&M

Cintas Center

Spectator Entrance

No Parking - Lot R-2

Bus/Truck Parking C-4 Lot

Bus/Truck Parking C-3 Lot

Spectator Parking C-2 Lot

Xavier University

Herald Ave

Herald Ave

Herald Ave

Cleneay Ave

Cleneay Ave

Cleneay Ave

Cleneay Ave

St Francis Xavier Way

Herald Ave

Dana Ave

Dana Ave

Dana Ave

Dana Ave

Dana Ave

3

CINTAS CENTER

EQUIPMENT
WARM UP GYM

To BODY

COLOR GUARD
CHECK IN

West Entrance

Body Warm Up
3rd Level
Conference
Center

PROP LOADING/
UNLOADING

PROP STAGING

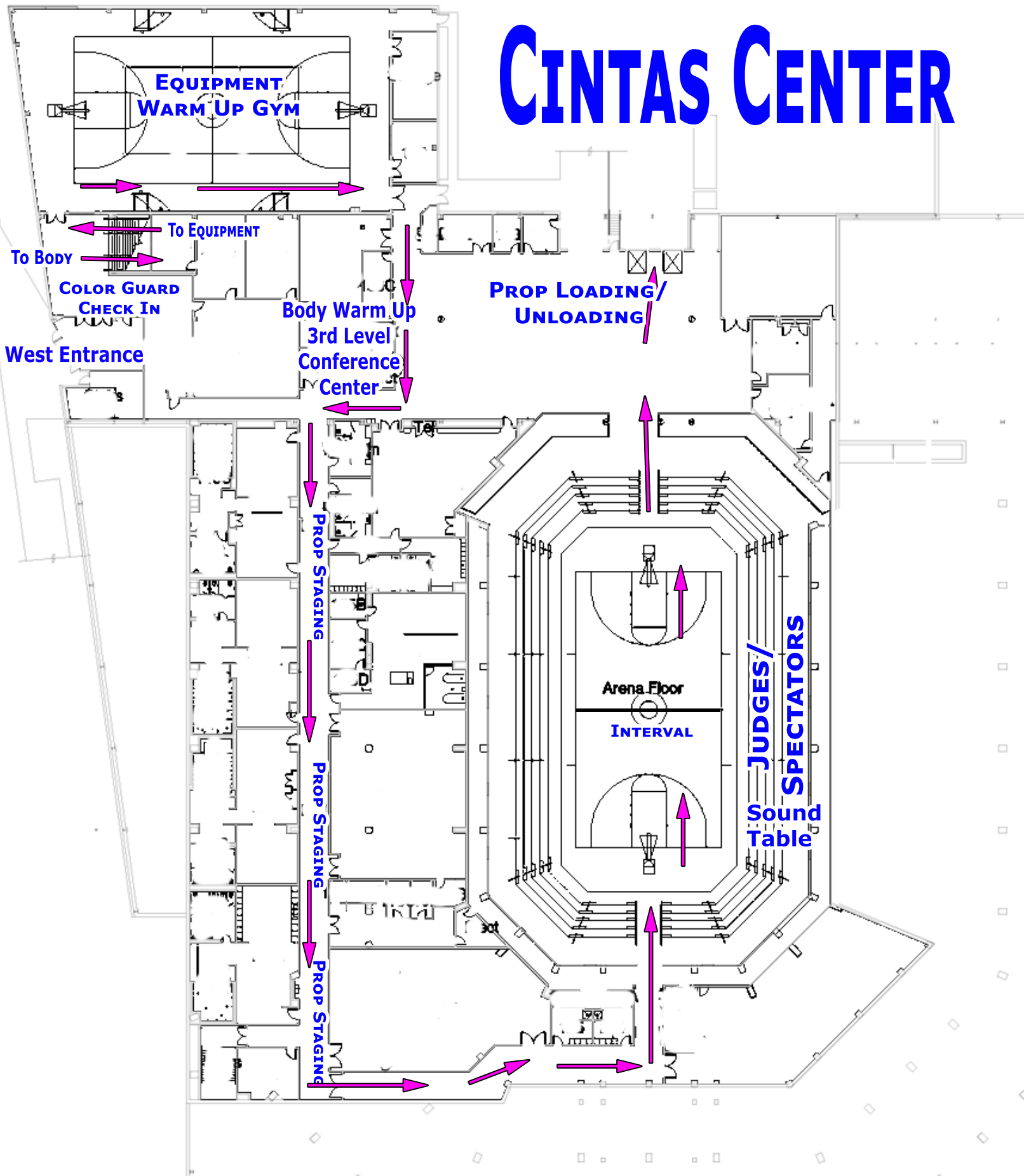
PROP STAGING

PROP STAGING

Arena Floor


INTERVAL

JUDGES/
SPECTATORS
Sound
Table



WGI Color Guard World Championships

Cintas Center Xavier University



106'

Guard
Entrance

Guard
Exit

Interval
Time Line

70'



Color Guard World Championships Competition Area Cintas Center @ Xavier University, Cincinnati, OH

All WGI contest sites must have a minimum of seventy by one hundred feet (70' x 100') to accommodate a "safety zone" of five (5) feet from any spectator seating. If no spectators are seated on the left and right sides, then the safety zone will be eliminated on the left and right sides of the competition area and could extend to a maximum of 78' X 106'.

The "competition area" at this event measures 70' X 106'. All performing groups must be prepared to perform within that area. Floors (tarps) may not extend into the safety zones per rules found in the WGI Adjudication Manual and Rulebook

